

Bulletin 100-M Miniature Contactors

- Compact Size
- Uniform Panel Mounting Dimensions
- Full Voltage Non-Reversing and Reversing Contactors
- 5, 9, and 12 A Contactors
- Compatible with Bulletin 193-E solid-state and 193-M bimetal Overload Relays

Allen-Bradley miniature contactors are designed for commercial and light industrial applications where panel space is at a premium. These miniature devices, while 45 mm wide, are shallower and have less panel depth requirements than standard IEC contactors.

These mini-contactors are designed with flexibility in mind. They are available in several contact configurations, offer 2- and 4-pole adder decks, and a wide variety of contact configurations. Additionally, the contactor is available with both AC or DC operating coils.

Product Selection..... 65

Accessories 84

Specifications 94

Approximate Dimensions 130

Conformity to Standards

IEC 60947-4
 CSA C22.2 No. 14
 UL 508



Approvals

CE Marked (Per EU Low Voltage Directive 73/23/EEC 93/68/EEC)
 CSA Certified (File No. LR1234)
 UL Listed (File No. E3125; Guide No. NLDX 2nd NYYT)



Your order must include: cat. no. of the miniature contactor specified with coil voltage code and, if required, cat. no. of any accessories

Mini-Contactors

Non-Reversing Mini-Contactors 3 N.O. Power Poles/Auxiliary Contact

I_e [A]		Ratings for switching AC motors										Auxiliary Contact Configuration		Pkg. Qty. ①	Cat. No.
		3 \emptyset AC-3 kW Ratings (50 Hz)			Hp (60 Hz)										
		AC-3	AC-1	220V/240V	400V/415V	500V	1 \emptyset		3 \emptyset						
					115V	230V	200V	230V	460V	575V	N.O.	N.C.			
5.3	20	1.5	2.2	2.2	1/2	1	1-1/2	1-1/2	3	3	1	0	10	100-M05N \emptyset 3	
					0	1	10	100-M05N \emptyset 31							
9	20	3	4	4	1/2	1-1/2	2	2	5	5	1	0	10	100-M09N \emptyset 3	
					0	1	10	100-M09N \emptyset 31							
12	20	3	5.5	4	1/2	2	3	3	7-1/2	10	1	0	10	100-M12N \emptyset 3	
					0	1	10	100-M12N \emptyset 31							

Reversing Mini-Contactors 3 N.O. Power Poles/Auxiliary Contact

I_e [A]		Ratings for switching AC motors										Auxiliary Contact Configuration		Pkg. Qty.	Cat. No. ②
		AC-3 kW Ratings (50 Hz)			Hp (60 Hz)										
		AC-3	AC-1	220V/240V	400V/415V	500V	1 \emptyset		3 \emptyset						
					115V	230V	200V	230V	460V	575V	N.O.	N.C.			
5.3	20	1.5	2.2	2.2	1/2	1	1-1/2	1-1/2	3	3	1	0	1	104-M05N \emptyset 3	
					0	1	1	104-M05N \emptyset 31							
9	20	3	4	4	1/2	1-1/2	2	2	5	5	1	0	1	104-M09N \emptyset 3	
					0	1	1	104-M09N \emptyset 31							
12	20	3	5.5	4	1/2	2	3	3	7-1/2	10	1	0	1	104-M12N \emptyset 3	
					0	1	1	104-M12N \emptyset 31							

⊗ **Coil Voltage Code**

The cat. no. as listed is incomplete. Select a Coil Voltage Code from the table below to complete the cat. no. Example: **Cat. No. 100-M05N \emptyset 3** becomes **Cat. No. 100-M05NKD3**. For other voltages, consult your local Allen-Bradley distributor.

Voltage	24V	48V	110V	110...120V	220...230V	230...240V	380V
50 Hz	KD	KH	D	—	A	—	KK
60 Hz	KD	KH	—	D	—	A	KK
DC	Z24	—	—	—	—	—	—
DC with integrated diode	ZD24	—	—	—	—	—	—

- ① Contactors may be ordered in quantities of 1. Add the letter **S** to the end of the cat. no. (Example: **100-M09ND3S**).
- ② Not available with DC coil.