

Allen-Bradley® Safety Contactor Control Panel Solution

Panel Features

- Flange-operated circuit breaker with padlockable operating handle
- ArmorConnect® Power Media input and output connector
- Auxiliary contact on the handle to switch 120V AC power from the 3-pin male mini receptacle to the 3-pin female mini receptacle
- Bulletin 100S combination safety contactors
- Slim enclosure design



Overview

The Allen-Bradley Safety Contactor Control Panel from Rockwell Automation® can help provide a convenient way of utilizing the functionality of redundant safety contactors with your ArmorStart® solution. This contactor unit provides the features of a safety contactor; mechanically linked positively guided contacts required in feedback circuits of modern safety applications, while also interfacing with the high extended horsepower ArmorStart to provide a complete safety solution.

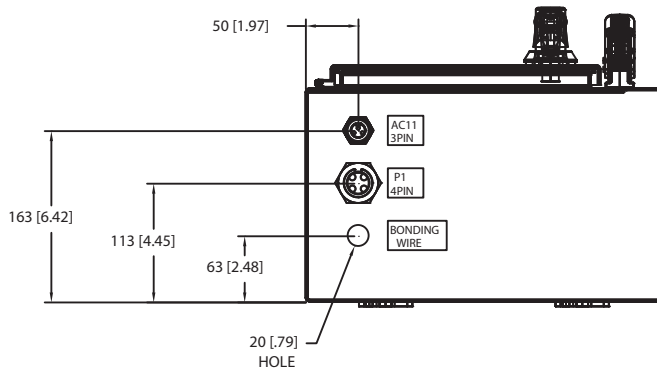
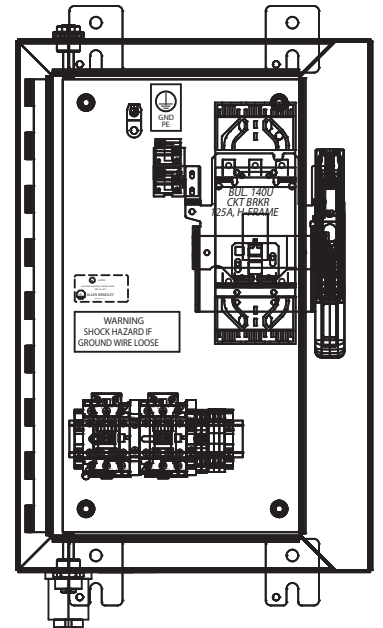
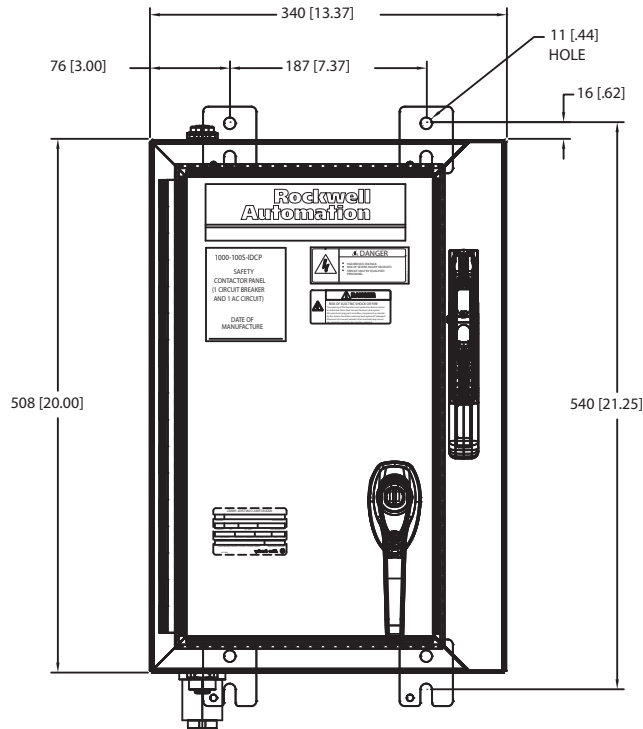
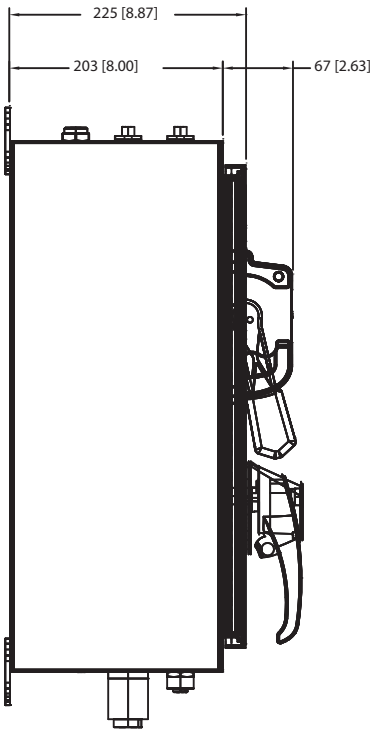
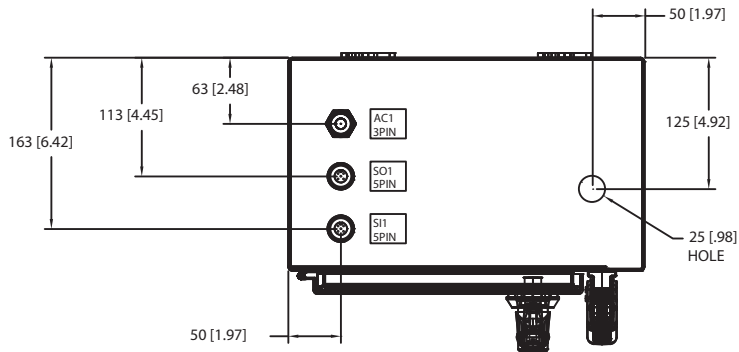
Specifications

Input line voltage range	600V AC maximum
Control voltage range	24V DC or 110/120V AC (50/60 Hz)
Enclosure rating	NEMA12, IEC IP54
Short Circuit Current Ratings	30 A circuit breaker and SCCR of 50 kA @ 480V AC, 10 kA @ 600Y/347V AC 50 A circuit breaker and SCCR of 65 kA @ 480V AC, 25 kA @ 600Y/347V AC
Maximum current rating*	20 Amps w/30 A circuit breaker 25 Amps w/50 A circuit breaker
Standards/Certifications	UL508A

* See notes in gray table on last page for proper application of current ratings.



Approximate Dimensions

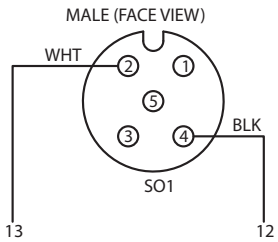
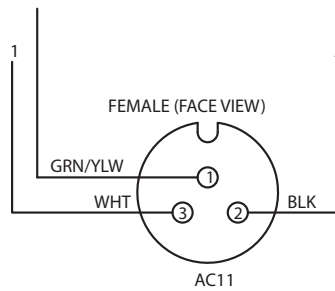
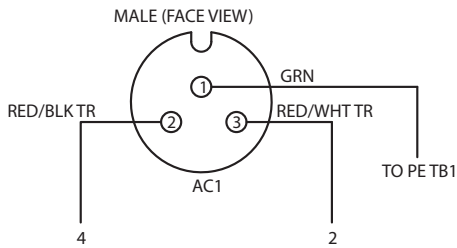


DIMENSIONS: MM [INCHES]

SAFETY CONTACTOR

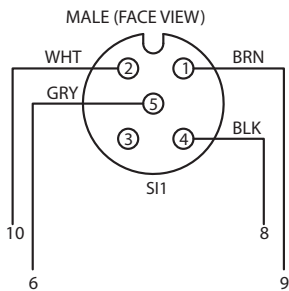
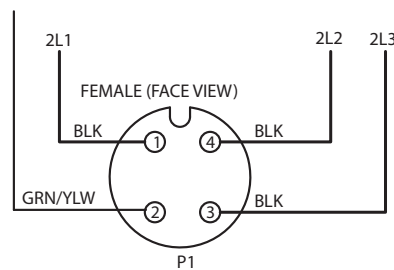
Connector Pinouts

CONNECTION DIAGRAM



TOP OF ENCLOSURE

BOTTOM OF ENCLOSURE



Catalog No.	Description
1000-100S-IDCP-30	30 Amp Circuit Breaker
1000-100S-IDCP-50	50 Amp Circuit Breaker

* For catalog numbers: 1000-100S-IDCP, 1000-100S-IDCP-30, maximum load is 24A maximum motor load as specified on derating chart below.

Derating chart for 1000-100S-IDCP or 1000-100S-IDCP-30

Ambient Temp. (C°)	Inner Temp. (C°)	CB Derating (%)	FLA Rating (A)
25	40	100	24
35	50	92	22.08
40	55	87	20.88
45	60	83	19.92

For catalog number 1000-100S-IDCP-50, maximum load is 25A maximum motor load.

Customer is responsible to determine the number of loads that can be connected to the unit without exceeding rating, based upon multiple motor starting sequence and ambient temperature.

If product is applied above 40 °C ambient temperature, UL is void.

Allen-Bradley, ArmorConnect and ArmorStart are trademarks of Rockwell Automation. All other trademarks are the property of their respective companies.

www.rockwellautomation.com

Power, Control and Information Solutions Headquarters

Americas: Rockwell Automation, 1201 South Second Street, Milwaukee, WI 53204 USA, Tel: (1) 414.382.2000, Fax: (1) 414.382.4444

Europe/Middle East/Africa: Rockwell Automation, Vorstlaan/Boulevard du Souverain 36, 1170 Brussels, Belgium, Tel: (32) 2 663 0600, Fax: (32) 2 663 0640

Asia Pacific: Rockwell Automation, Level 14, Core F, Cyberport 3, 100 Cyberport Road, Hong Kong, Tel: (852) 2887 4788, Fax: (852) 2508 1846