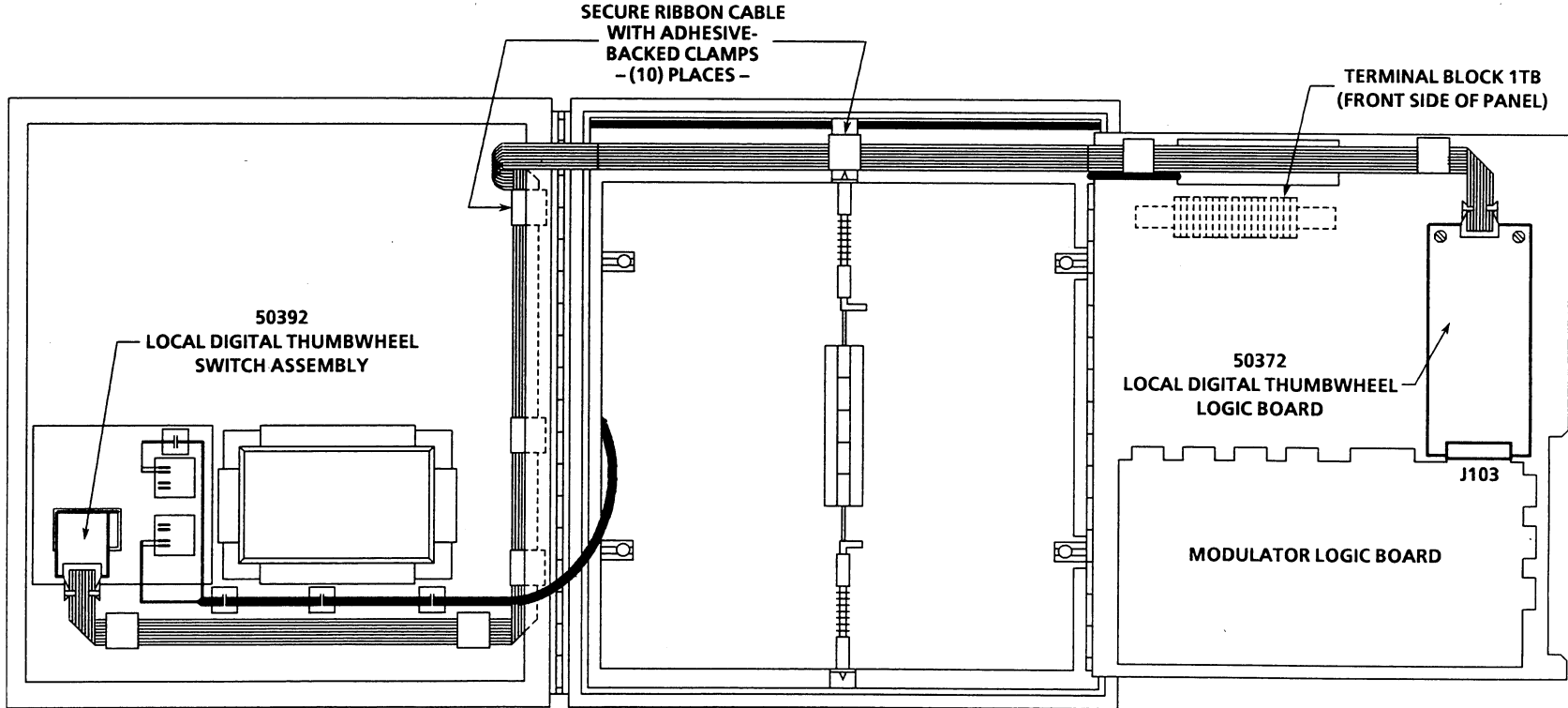


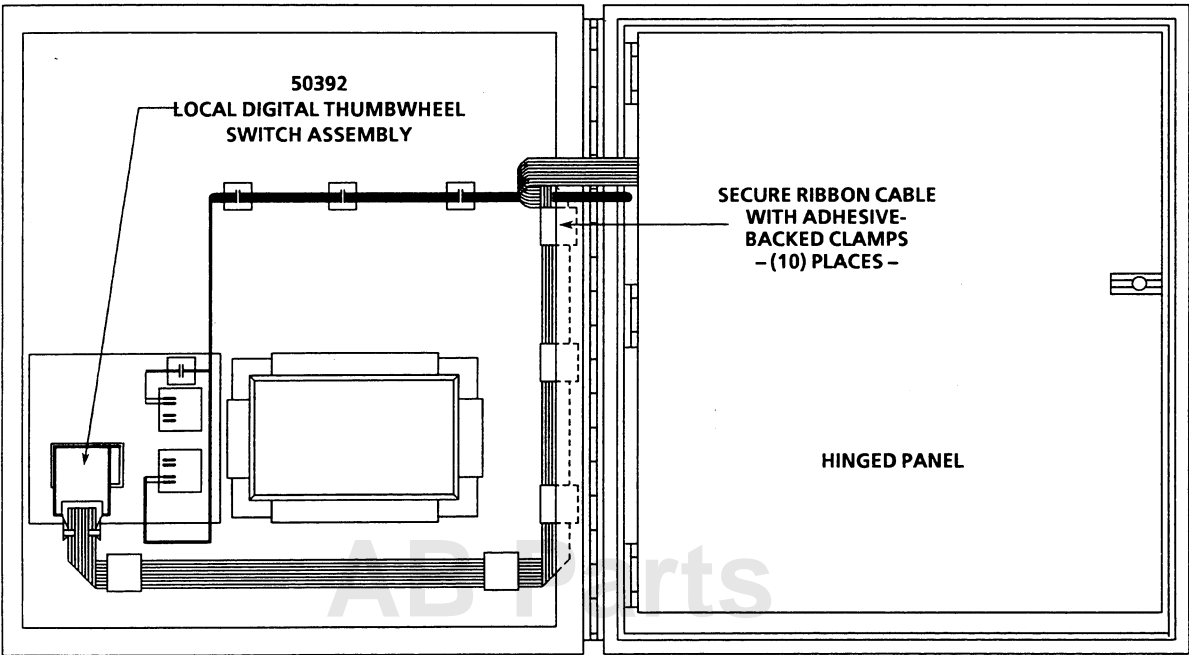
1334-MOD-G INSTALLATION — SERIES A DRIVES (5-10 HP) & SERIES B DRIVES (3-10 HP)

SERIES A DRIVES (5-10HP)

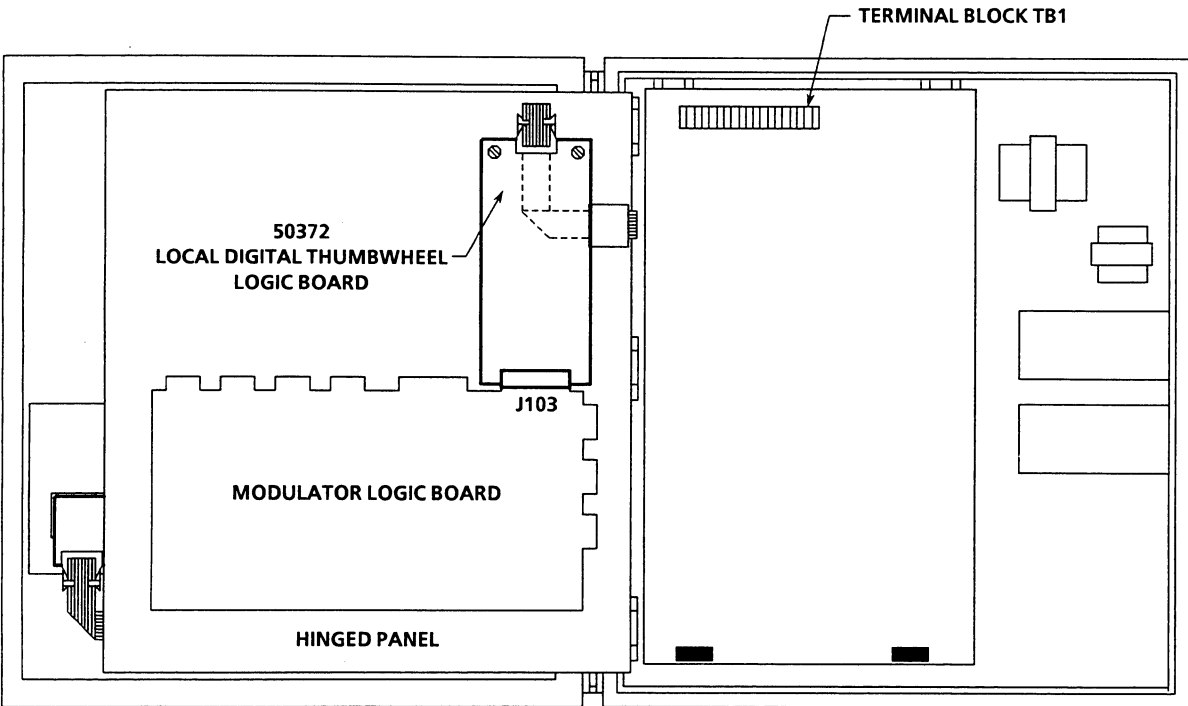


ENCLOSURE OPEN — HINGED PANEL CLOSED

SERIES B DRIVES (3-10HP)

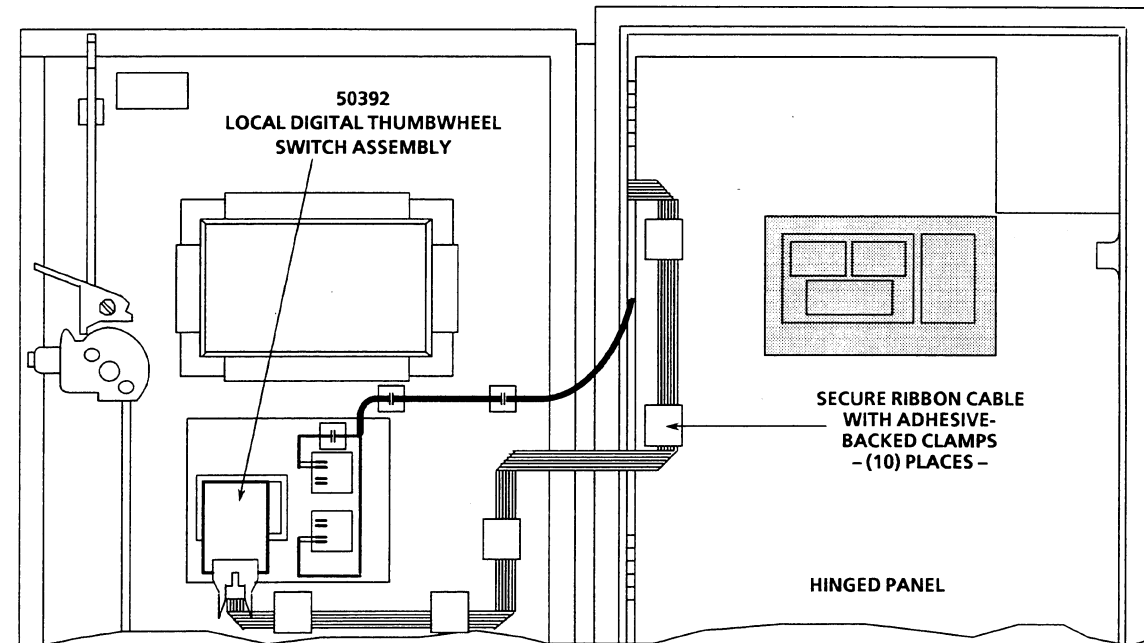


ENCLOSURE OPEN — HINGED PANEL OPEN

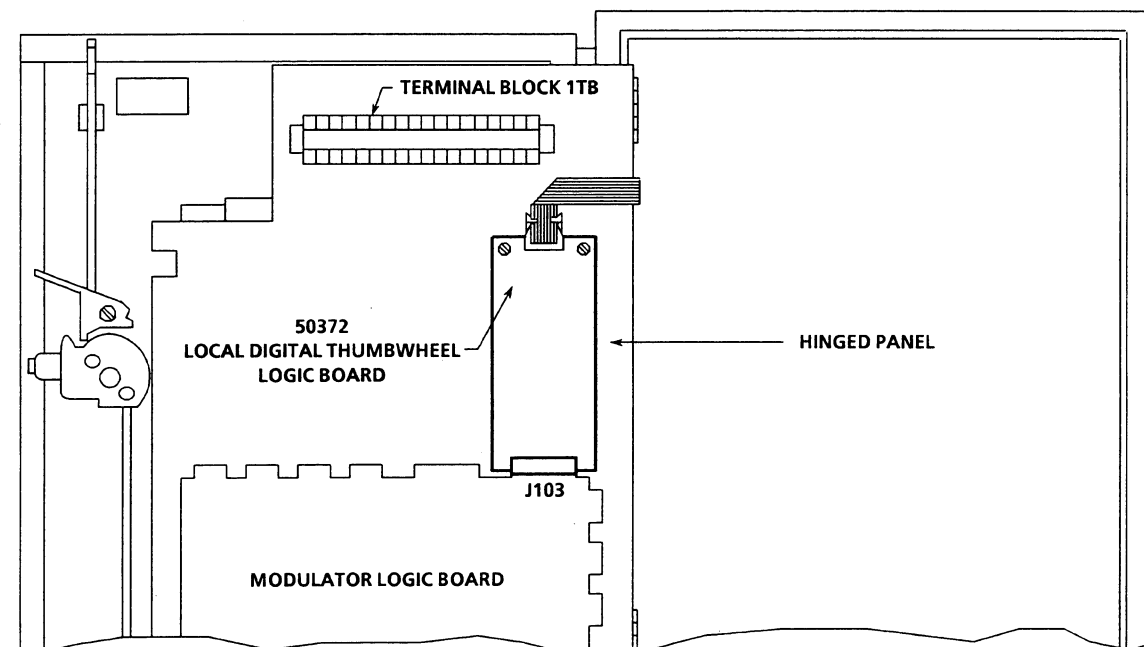


1334-MOD-G INSTALLATION — 15 – 50 HP, 460 OR 575V DRIVES

ENCLOSURE OPEN — HINGED PANEL CLOSED



ENCLOSURE OPEN — HINGED PANEL OPEN



Setup

Once installed, the Digital Thumbwheel Switch sets the output frequency (speed) the Drive will produce while running. The Minimum Frequency pot (R26 on the Modulator Logic Board) will no longer be operative. The Maximum Frequency pot (R25 on the Modulator Logic Board) will still determine the maximum output frequency the Drive will produce. After the Local Digital Thumbwheel Switch is installed, complete the steps below to readjust the maximum output frequency of your Drive.

- Step 1 Remove power from the Drive at the disconnect device.
- Step 2 Turn the Maximum Frequency pot (R25 on the Modulator Logic Board) all the way CCW. At that point, a clicking sound will be heard when turning the pot.
- Step 3 Set the Local Digital Thumbwheel Switch to 5 Hz over your desired maximum frequency.
- Step 4 Reapply power to the Drive and start the Drive.
- Step 5 Turn the Maximum Frequency pot CW until the desired output frequency is attained.

If you overshoot the desired maximum output frequency, turn the Maximum Frequency pot CCW a few turns, stop and restart the Drive and repeat Step 5.



With offices in major cities worldwide.

<p>WORLD HEADQUARTERS 1201 South Second Street Milwaukee, WI 53204 USA Tel: (414) 382-2000 Telex: 43 11 016 FAX: (414) 382-2400</p>	<p>EUROPE/INDIA/MIDDLE EAST/ AFRICA HEADQUARTERS Allen-Bradley International Limited Chiltern House 45 Station Road Henley-on-Thames Oxon, RG9 1AT England Tel: (44) 491-577013 Telex: 851 849782 FAX: (44) 491-578933</p>	<p>ASIA/PACIFIC HEADQUARTERS Allen-Bradley(Hong Kong) Limited 2901 Great Eagle Center 23 Harbour Road G.P.O. Box 9797 Wanchai, Hong Kong Tel: (852) 5-739391 Telex: 780 64347 FAX: (852) 5-745326</p>	<p>CANADA HEADQUARTERS Allen-Bradley Canada Limited 135 Dundas Street Cambridge, Ontario N1R 5X1 Canada Tel: (519) 623-1810 Telex: 069 59317 FAX: (519) 623-8930</p>	<p>LATIN AMERICA HEADQUARTERS 1201 South Second Street Milwaukee, WI 53204 USA Tel: (414) 382-2000 Telex: 43 11 016 FAX: (414) 382-2400</p>
--	---	--	---	--

MOTION CONTROL DIVISION
4300 West Brown Deer Road
Brown Deer, WI 53223