



# 1336-MOD-EAD

## NEMA TYPE-1 Enclosure Mounting Kit for 3-10 HP

**Description** The MOD-EAD Enclosure Mounting Kit provides the material required to enclose an open style 1336 Drive of the model numbers listed below. When this kit is properly assembled, it will provide Drive enclosure protection meeting NEMA-1 (IP 20) standards.

This kit is suitable for the following 1336 Open Style Drives :

Drive HP & Voltage	Model No.
3HP, 380/415/460V	1336-B003
5HP, 380/415/460V	1336-B005
7.5HP, 380/415/460V	1336-B007
10HP, 380/415/460V	1336-B010

The Enclosure Mounting Kit is supplied as unassembled parts . Field Assembly is required. The following parts are in the kit:

- (1) Front Cover, P/N 120726
- (1) Top Panel, P/N 120891
- (1) Bottom Panel, P/N 120892
- (2) Side Panel(s), P/N 120893
- (20) Screws 8-32 by 3/8" (2 spares) P/N 109842
- (1) Comm Port Cover, P/N 135498

To assemble the kit, access to the top, bottom , and both sides of the 1336 Drive chassis is required.

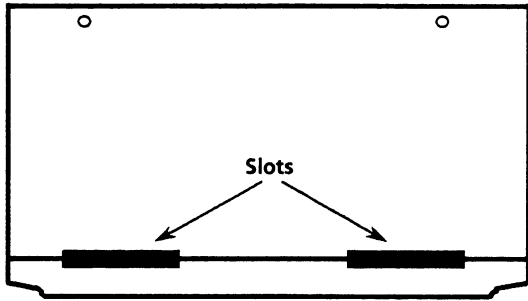
If the Drive had been previously installed, remove the power to the Drive and disconnect all control wiring. The control wiring will be re-routed through the conduit access and knockouts in the bottom panel of the enclosure kit, once the Kit has been installed.

As shown in the illustrations on the following page, installation involves securing the panels to the Open Chassis Drive using the screws provided. The cover is secured to the assembled enclosure with the captive thumbscrew provided with the cover.

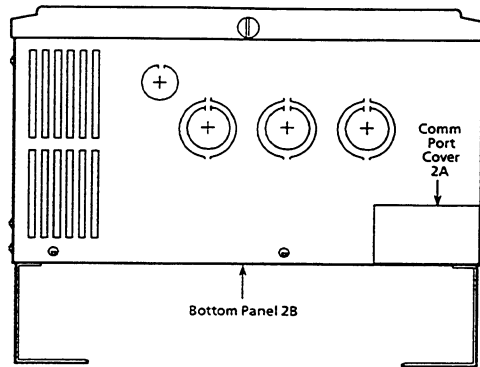
**WARNING**




Electric shock can cause injury or death. Remove all power before working on this product.




**STEP 1: TOP PANEL**



**STEP 2: BOTTOM PANEL**



**STEP 3: SIDE PANEL**



**STEP 4: COVER**



**ALLEN-BRADLEY**  
A ROCKWELL INTERNATIONAL COMPANY