



The 1336 REGEN Line Regeneration Package is a line regeneration option for 1336 PLUS, 1336 PLUS II, 1336 IMPACT™ and 1336 FORCE™ AC drives. In a regenerative brake configuration (bus supply configuration is also available, see [page 257](#)), the 1336 REGEN is used to remove braking energy from the DC bus of a stand-alone AC drive and return it back to the three-phase AC utility, where it is absorbed by other loads. In many regenerative applications, the 1336 REGEN offers an energy-efficient alternative to dynamic brakes and chopper module/resistor combinations.

The 1336 REGEN Line Regeneration Package consists of:

- A converter that transforms a three-phase AC input source into a DC output source.
- A precharge unit that limits the inrush current and provides AC line voltage phase and magnitude information to the converter.

A 3% 1321 Line Reactor is also required to limit current harmonics on the AC line and to provide impedance between the regenerative brake and the attached drive.

Contents

Description	Standard Product	Configured Product
Conformity to Standards	page 255	page 255
Description	page 256	page 257
Product Selection	page 256	page 257
Options & Accessories	page 257	page 258

Summary of Changes

The information below summarizes changes since the last release.

Description of New or Updated Information	See Page . . .
List price reduction	page 256

Conformity to Standards

The 1336 REGEN conforms to the following standards:

Standard	Conformity
UL Listed	✓
CSA Certified (C-UL)	✓

AB PLCs

Standard Products Program

This program includes standard 1336 REGEN Line Regeneration Packages for use in regenerative brake applications rated from 48 to 180 Amps. Mounting options include IP00 (open) and IP20 (NEMA Type 1). There is a limited offering of factory mounted options, along with a larger offering of option kits for user installation. All products in this program are predefined and not generally subject to modification.

Product Selection

1336 REGEN Catalog Number Explanation

1336R	-	VB	180	-	AA	-	HAB
Bulletin Number		Drive Rating (must be specified)	Nominal Current Rating (must be specified)		Enclosure Type (must be specified)		Human Interface Module, (must be specified)
Code	Voltage	Code	kW (HP)	Code	Enclosure	Code	Description
VB	380-480VAC, Three-Phase, 50/60 Hz.	048	38.4 (48.2)	AA	IP 20 (NEMA Type 1)		IP 20 (NEMA Type 1)
		078	62.3 (78.2)	AN	IP 00 (Open)		HAB Blank - No Functionality
		180	143.7 (180.4)				HAP Programmer Only

1336 REGEN Package (Includes Converter and Precharge Module)

Frame	Nominal Brake Rating		IP00 (Open) No Enclosure		IP20 (NEMA Type 1) General Purpose	
	Input Amps	Output kW	Code	*	Code	*
B	48.2	38.4	VB048-AN		VB048-AA	
C	78.2	62.3	VB078-AN		VB078-AA	
D	180.4	143.7	VB180-AN		VB180-AA	

Required 3% Line Reactor (Supplied Loose for Customer Mounting)

Frame	Brake Rating	IP00 (Open), No Enclosure		IP20 (NEMA Type 1), General Purpose	
		Catalog Number	*	Catalog Number	*
B	VB048	1321-3R55-B		1321-3RA55-B	
C	VB078	1321-3R100-B		1321-3RA100-B	
D	VB180	1321-3R200-B		1321-3RA200-B	

1336 REGEN Brake Example

The diagram below shows the components needed for a 1336 REGEN brake configuration at 78 Amps. Note that the 1336 REGEN precharge unit is included in the base catalog number of the 1336 REGEN Line Regeneration Package. The 3% reactor is also required to provide proper line impedance.



Factory Installed Options

Interface Options

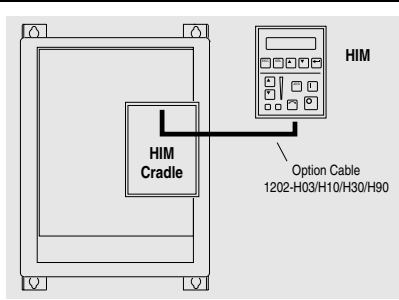
Description	Used with	Option Code	*
Human Interface Module, IP 20 (NEMA Type 1) Blank - No Functionality Programmer Only	IP 00 (Open) and IP 20 (NEMA Type 1) Drives	-HAB -HAP	

User Installed Options

Gasket and Enclosure Kits

Description	Used with	Catalog Number	*
Gasket Kits for mounting 1336 REGEN Converter Units in User Supplied IP 54 or 65 (NEMA Type 12 or 4) Encl.	Frame B	1336-RF4	
	Frame C	1336-RF5	
	Frame D	1336-RF6	
Enclosure Kits for 1336 REGEN Converter IP 20 (NEMA Type 1)	Frame B	1336R-AA4	
	Frame C	1336R-AA5	
	Frame D	1336R-AA6	

Human Interface Module (HIM) Kits - User Installed

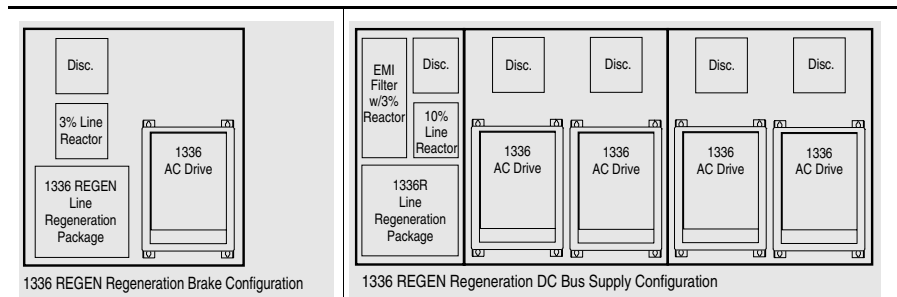


Description	Used with . . .	Catalog Number (Loose Kit)	*
IP 20 (NEMA Type 1) HIM Blank - No Functionality Programmer Only	All Open Chassis and IP 20 (NEMA Type 1) converter ratings	1201-HAB 1201-HAP	
Option Cable Kit - Connect to HIM Cradle Port 0.33 Meters (1.1 Feet) 1 Meter (3.3 Feet) 3 Meter (9.8 Feet) 9 Meter (29.5 Feet)	All HIMs not mounted on the converter chassis	1202-H03 1202-H10 1202-H30 1202-H90	

Refer to the 1336 PLUS II Price List (publication number 1336F-PL001B-EN-P) for other options.

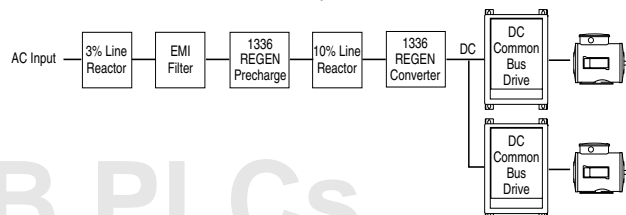
Configured Program

Factory configured and assembled Regenerative Brake or DC Bus Supply Packages are available. Consult A-B for details.

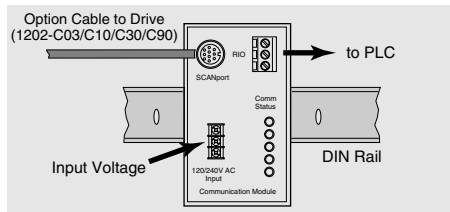


1336 REGEN Bus Supply

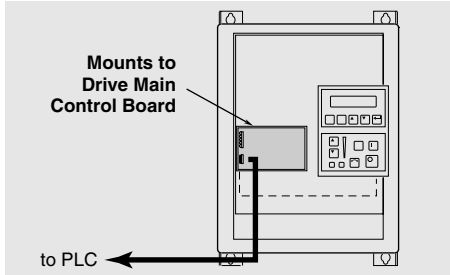
The 1336 REGEN Bus Supply is only available as a configured product. The bus supply is used to provide a DC bus for several common-bus input AC drives. This configuration requires a 10% reactor and an EMI filter/3% reactor combination for high frequency noise attenuation. Contact your local Sales Office for details.



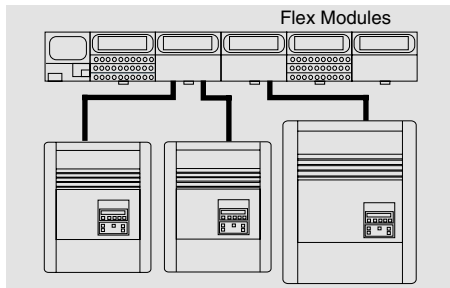
Communication Option Kits



GD1/GD2 – Typical Configuration



GM1/GM2, GM5/GM6 – Typical Configuration



FB1 and FM1 – Typical Configuration

Description	Used with . . .	Catalog Number (Loose Kit)	*
Remote Mounted (DIN Rail) – 115VAC Requires 115VAC power supply Single Point RIO RS232/422/485, DF1 and DH485 Protocol	All Converter Ratings	1203-GD1 ❶ 1203-GD2 ❶	
Remote Mounted (DIN Rail) – 24V DC Requires 24VDC power supply Single Point RIO RS232/422/485, DF1 and DH485 Protocol DeviceNet Enhanced DeviceNet	All Converter Ratings	1203-GK1 ❶ 1203-GK2 ❶ 1203-GK5 ❶ 1203-GU6 ❶❸	
ControlNet™ to SCANport Adapter Remote Mounted (DIN Rail) – 24V DC Requires 24VDC power supply	All Converter Ratings	1203-CN1 ❶❸	
Smart Serial to SCANport Adapter Includes 1203-SFC and 1202-C10 Cables	All Converter Ratings	1203-SSS	
Serial Null Modem Adapter		1203-SNM	
Flex™ I/O SCANport Module Flex I/O Terminal Base Flex I/O Module Each FM1/FB1 combination provides a connection for up to 2 drive products.	All Converter Ratings	1203-FB1 ❷ 1203-FM1 ❶❷	
SLC™ Communication Module (SLC 500 to SCANport Module) Provides a connection for up to 3 drive products.	All Converter Ratings	1203-SM1 ❶	
Serial Flash Cable Connects CN1, GU6 and SSS to a computer RS-232 port for adapter programming and for DriveTools32 & DriveExplorer™ serial interface.	All Converter Ratings	1203-SFC	
Communication Option Cable Kit 0.33 Meters (1.1 Feet) 1 Meter (3.3 Feet) 3 Meter (9.8 Feet) 9 Meter (29.5 Feet)	All External Communication Options Listed Above	1202-C03 1202-C10 1202-C30 1202-C90	
SCANport™ Expander Option One to Two Port Expander Module One to Four Port Expander Module One to Two Port Splitter Cable	All Drive Ratings	1203-SG2 1203-SG4 1203-S03	

- ❶ Requires a Communication Option Cable (1202-C03/C10/C30/C90) to be functional. These units are not acceptable for NEMA Type 4 door mounting or UL Type 4X outdoor duty.
- ❷ Each Flex I/O SCANport Module requires (1) 1203-FB1 and (1) 1203-FM1.
- ❸ Adapter is programmed/configured with Windows® HyperTerminal via RS-232 using the 1203-SFC cable, (purchased separately) or using a compatible network specific software tool.