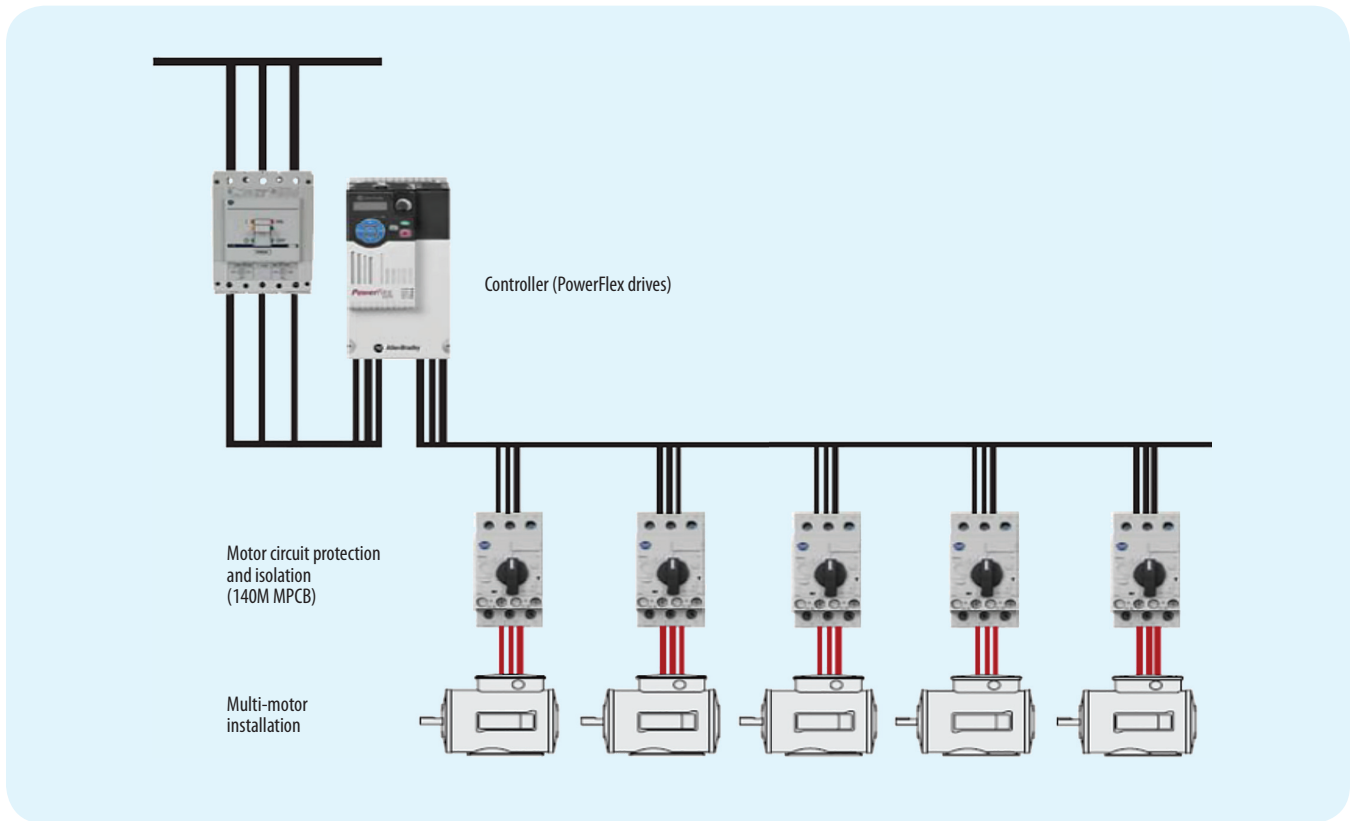


140M Motor Protection Circuit Breaker for Multiple Motor Installation with Drives



Features and Benefits

- Individual overload protection in multiple motor applications as required by NEC §430, part III
- PWM frequency ≤ 4 kHz
- Variable frequency drive output frequency ≤ 400 Hz
- Fixed magnetic trip
- Motor overload protection, Trip Class 10
- Current limiting
- Nominal max rated voltage IEC: 500V; UL: 480V
- Interrupting rating @ 480V & 400V: up to 65 kA

Overview

Bulletin 140M-D8V motor protection circuit breakers (MPCB) are suitable for application at the output of variable frequency drives in multi-motor installations.

140M-D8V motor protection circuit breakers may provide the following protective and control functions:

- Disconnect for motor branch circuit
- Branch-circuit, short-circuit protection (magnetic protection)
- Overload protection (thermal protection)
- Switching (manual)

LISTEN.
THINK.
SOLVE.

Allen-Bradley Spares

Allen-Bradley • Rockwell Software

Rockwell
Automation








Ratings

Rated Operational Current (I_e)	Motor Current Adjustment Range	Nominal Magnetic Trip Current	Max. Short Circuit Current [kA]		Max 3-phase Hp Ratings*				Max. kW, 3-phase – AC-3*				Cat. No.	
			400V (I_{cu})	480V (group motor)	200V	230V	460V	575V	230V	400/415V	500V	690V		
[A]	[A]	[A]												
D-Frame														
1.6	1.0...1.6	82	65	65	0.25	0.33	1	-	0.25	0.55	0.75	-	140M-D8V-B16	
2.5	1.6...2.5	82	65	65	0.5	0.75	1.5	-	0.37	0.75	1.1	-	140M-D8V-B25	
4	2.5...4.0	82	65	65	1	1	3	-	0.75	1.5	2.2	-	140M-D8V-B40	
6.3	4.0...6.3	82	65	65	1.5	2	5	-	1.5	2.2	3	-	140M-D8V-B63	
10	6.3...10	130	65	65	3	3	7.5	-	2.2	4	6.3	-	140M-D8V-C10	
16	10...16	208	65	65	5	5	10	-	4	7.5	10	-	140M-D8V-C16	
20	14.5...20	260	65	65	5	7.5	15	-	5.5	10	11	-	140M-D8V-C20	
25	18...25	325	65	30	7.5	7.5	20	-	5.5	11	15	-	140M-D8V-C25	
29	24...29	406	50	30	7.5	10	20	-	7.5	13	18.5	-	140M-D8V-C29	
32	27...32	448	50	30	7.5	10	25	-	7.5	15	20	-	140M-D8V-C32	

* Horsepower/kW ratings shown are for reference. The final selection of the MPCB is determined by actual motor full load current.

Accessories

For additional accessories suitable for 140M-D, technical data and dimensions please visit www.ab.com

	Description	Cat. No.
	Compact Busbar Feeder Terminal • For supply of busbars • Meets IEC and UL spacing requirements	140M-C-WTEN
	Compact Busbar Feeder Terminal • For supply of busbars • Meets IEC spacing requirements	140M-C-WTN
	Three-phase Compact Busbar 45mm Spacing • For 32 A motor protection circuit breakers – 64 A maximum continuous current • 45 mm spacing	2 connections
		3 connections
		4 connections
		5 connections
	Three-phase Compact Busbar 54 mm Spacing • For 32 A motor protection circuit breakers – 64 A maximum continuous current • 54 mm spacing for use with side-mount auxiliary contact	2 connections
		3 connections
		4 connections
		5 connections
	Terminal Cover • Covers unused busbar terminals • IP2X finger protection	140M-C-WSN
	Spacing Adapter • Required for self-protected combination motor controller (Type E) applications	140M-C-TE1
	Lockable Twist Knob • For one padlock 4...6 mm (1/4 in.) dia. shackle	Black
		Red/Yellow

Allen-Bradley, LISTEN. THINK. SOLVE. and Rockwell Software are trademarks of Rockwell Automation, Inc. Trademarks not belonging to Rockwell Automation are property of their respective companies.

www.rockwellautomation.com

Power, Control and Information Solutions Headquarters

Americas: Rockwell Automation, 1201 South Second Street, Milwaukee, WI 53204-2496 USA, Tel: (1) 414.382.2000, Fax: (1) 414.382.4444

Europe/Middle East/Africa: Rockwell Automation NV, Pegasus Park, De Kleetlaan 12a, 1831 Diegem, Belgium, Tel: (32) 2 663 0600, Fax: (32) 2 663 0640

Asia Pacific: Rockwell Automation, Level 14, Core F, Cyberport 3, 100 Cyberport Road, Hong Kong, Tel: (852) 2887 4788, Fax: (852) 2508 1846