

Round Media



Mini Female Thin Receptacle

Description

Allen-Bradley receptacles are available with either thick or thin cable styles in specified lengths. Receptacles provide a simple rugged means of thru-panel wiring.

Features

- Thick or thin cable types
- 1/2 in–14 NPT mounting threads
- Rugged single piece construction

Specifications

Certifications	UL recognized and CSA certified
Mechanical	
Housing Material	Anodized Aluminum with Clear Sealant
Cable Jacket Material	Thick: Grey PVC; Thin: Grey PVC or Yellow CPE
Conductors	Thick: 1 pair 15 AWG, 1 pair 18 AWG, and drain; Thin: 1 pair 22 AWG, 1 pair 24 AWG, and drain
Contacts	Mini: Gold plated machined brass; Micro: Gold over nickel-plated brass
Cable Diameter	Thick: 12.2 mm (0.48 in); Thin: 6.9 mm (0.27 in)
Bend Radius	10x diameter
Current, Max.	Thick: 8 A (4A NEC); Thin: 3 A
Electrical	
Cable Rating	Thick: UL–Type PLTC 300V or CM 75°C (167°F) or AWM style 2464, CSA– AWM I/II A/B 80°C (176°F) 300V FT1; Thin, Grey PVC: UL– CM 75°C (167°F) or AWM 2464, CSA– SWM II A/B 80°C (176°F) 300V FT4; Thin, Yellow CPE: UL– CL2 or CM 75°C (167°F) or AWM 20869 80°C (176°F), CSA– AWM I/II A/B 80°C (176°F) 30
Assembly Rating	Thick: 300V, 8 A (4A NEC); Thin: 250V, 4 A
Environmental	
Enclosure Type Rating	NEMA 1, 2, 3, 4, 6P, 12, 13; IP67, 1200 psi (8720 kPa) washdown
Operating Temperature—C (F)	–20...+70° (–15...+158°)

Dimensions—mm (in)

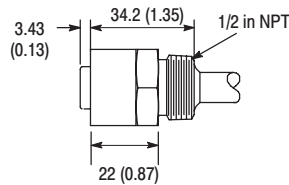
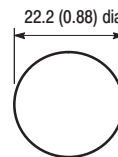


Figure A
Mini Female Receptacle



Typical Knockout

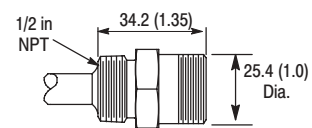


Figure B
Mini Male Receptacle

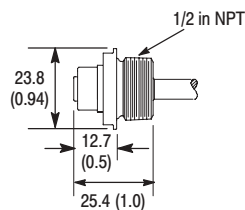


Figure C

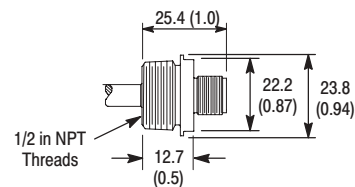


Figure D


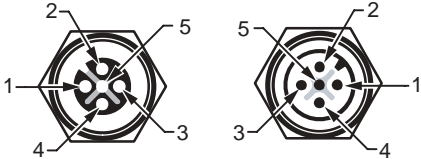
Dimensions are approximate. Illustrations are not drawn to scale.

Accessories

Description	Cat. No.
1/2 in 14-NPT Mounting Nuts	889A-U1NUT-10★
Flat Sealing Washers	889A-U1FSL-10★

★ Sold in bags of 10.

Pinout and Color Code

Face View Pinout			
			
Mini Connector		Micro Connector	
Female	Male	Female	Male
Color Code	1 Drain 2 Red (V+) 3 Black (V-)	4 White (CAN_H) 5 Blue (CAN_L)	

Product Selection

Cable Type	Connector Type	End Style	Dimensions	Mounting Threads	Cat. No.
Thick Grey PVC	Mini	Female	Figure A	1/2 in-14 NPT	1485F-P*N5-A
		Male	Figure B		1485F-P*M5-A
Thin Grey PVC		Female	Figure A		1485F-P*N5-CG
		Male	Figure B		1485F-P*M5-CG
Thin Yellow CPE	Micro	Female	Figure C		1485F-P*R5-CG
		Male	Figure D		1485F-P*D5-CG
	Mini	Female	Figure A		1485F-P*N5-C
		Male	Figure B		1485F-P*M5-C
Micro	Female	Figure C	1485F-P*R5-C		
	Male	Figure D	1485F-P*D5-C		

* Replace symbol with desired length in meters (i.e. **1485F-P1N5-A** for a 1 meter cable). Standard cable lengths: 1 m...6m.

Note: Stainless steel versions may be ordered by adding "S" to the catalog number (e.g. **1485FS-P1N5-A**).