



1489-A

INDUSTRIAL  
CIRCUIT  
BREAKER

Z2



[www.ab.com/literature](http://www.ab.com/literature)

1489-AAHH3

ACCESSORY

TEST AFTER INSTALLING

1489-AAHS3

ACCESSOIRE

TEST APRÈS INSTALLATION

1489-AASTA1

ZUBEHÖR

NACH DER INSTALLATION TESTEN

1489-AASTA2

ACCESSORIO

TESTARE DOPO L'INSTALLAZIONE

1489-AALOA

ACCESORIO

PRUEBA DESPUÉS DE LA INSTALACIÓN



**ATTENTION:** To prevent electrical shock, disconnect from power source before installing or servicing.

**ATTENTION:** Avant le montage et la mise en service, couper l'alimentation secteur pour éviter toutes décharges.



**ACHTUNG:** Vor Installations- oder Servicearbeiten Stromversorgung unterbrechen, um Elektroschocks zu vermeiden.

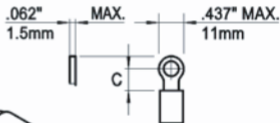
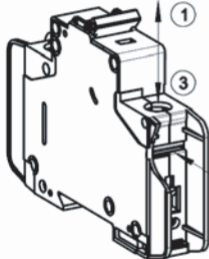
**ATTENZIONE:** Per prevenire infortuni, togliere tensione prima dell'installazione o manutenzione.

**ATENCIÓN:** Desconéctese de la corriente eléctrica, antes de la instalación o del servicio, a fin de impedir sacudidas eléctricas.

Z2 



UL CSA Listed	#18 - 8 AWG	Insulated 	C	Molex 19070-0102, 19071-0180 or equivalent
			.295 - .374" 7.5 - 9.5 mm	
IEC	0.75 - 10 mm <sup>2</sup>	Uninsulated 	7.5 mm MIN. .295"	AMP 165294-0, 726343-0 or equivalent



1489-A.....R