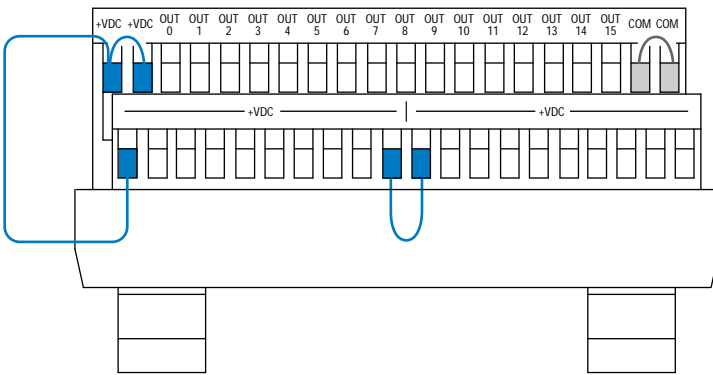
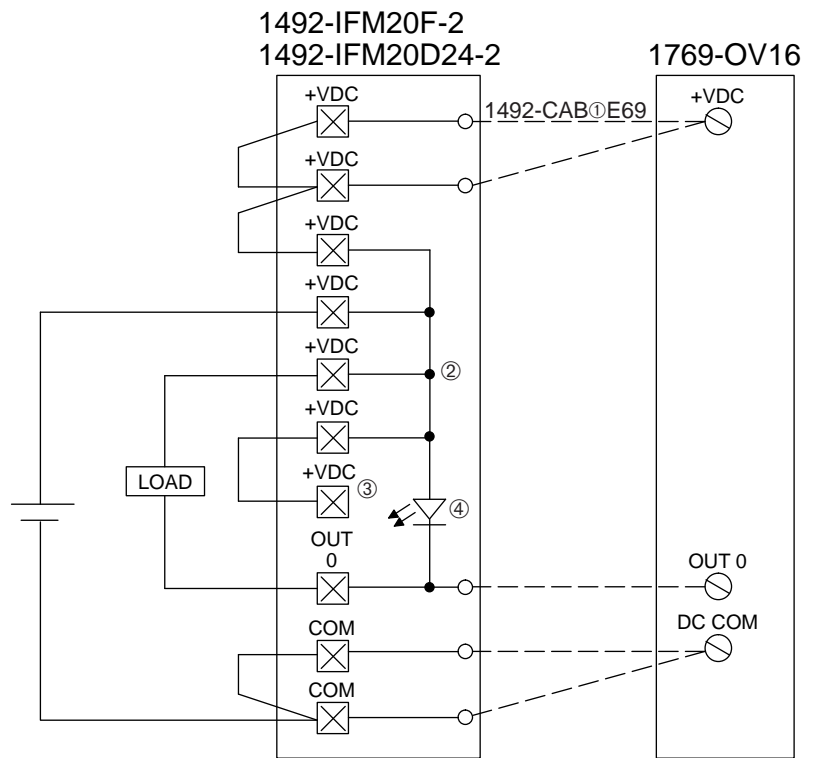


1769-OV16


1492-IFM20F-2, IFM20D24-2



- ① Cables are available in 0.5m, 1.0m, 2.5m and 5.0m standard lengths (005=0.5m, 010=1.0m, 025=2.5m, 050=5.0m). Custom length cables are also available.
- ② LEDs 0-7
- ③ LEDs 8-15
- ④ 1492-IFM20F-2 does not have LEDs.



1492 Wiring Diagram Symbology Reference List

 = Required Fieldside Jumper (solid jumper)

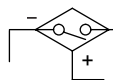
 = Optional Fieldside Jumper
[Refer to Application Footnotes.] (dashed jumper)

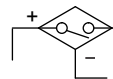
 = AC Supply

 = DC Supply

 = AC or DC power supply

 = Input Device

 = Three-wire Sinking Input Device


 = Three-wire Sourcing Input Device

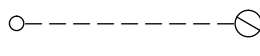
 = Three-wire AC Input Device

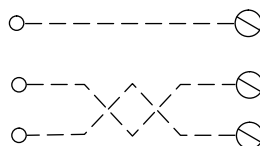
 = Output Device

 = Fieldside Terminal

 = I/O Module Connection


 = Expander cable connection

 = 1492 Pre-wired Cable

 = 1492 Pre-wired Shielded Cable

 = LED Indicator

 = Fuse with Blown Fuse Indicator

 = Normally closed relay contacts

 = Normally open relay contacts

 = Relay coil

Note: Labels for SLC all shown in decimal - octal also available.