


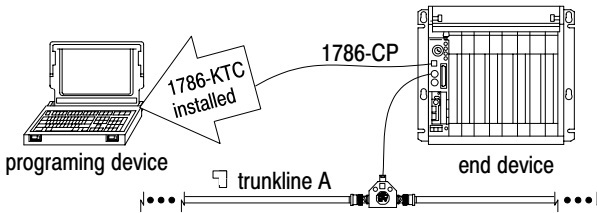


ControlNet Network Access Cable

(Cat. No. 1786-CP)

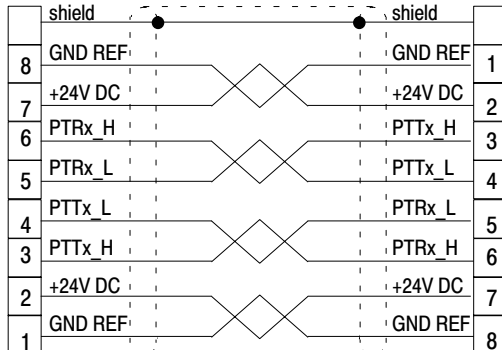
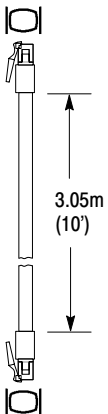
Installation Instructions

Use the ControlNet™ Network Access cable (1786-CP) to connect a programming device to any intelligent device (i.e. workstation, PLC® processor, scanner or adapter) on ControlNet through the network access port ().



20139

Connections



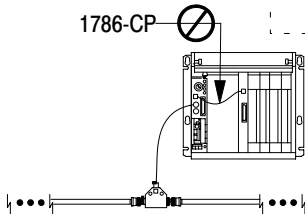
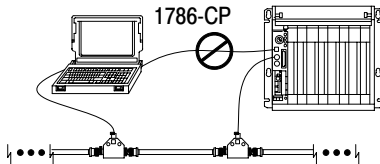
This cable is not a straight-through cable.

Installation Instructions
ControlNet Network Access Cable
1786-CP



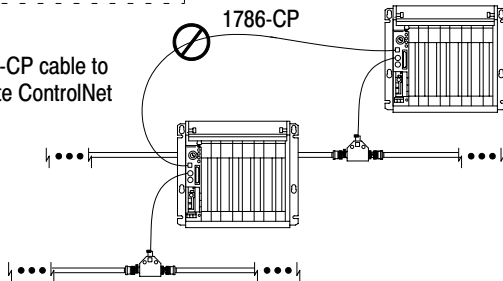
ATTENTION: Do not use the 1786-CP cable to provide more than one connection to your ControlNet cable system; this connection could result in possible network failures.

do not use the 1786-CP cable to connect your programming device to ControlNet two ways simultaneously



do not use the 1786-CP cable to connect a scanner or adapter module to a PLC processor

do not use the 1786-CP cable to connect two separate ControlNet segments



20140

For additional information on making connections to ControlNet, see the *ControlNet Cable System Planning and Installation Manual* (publication 1786-6.2.1).

ControlNet is a trademark; PLC is a registered trademark of Allen-Bradley, Inc.



ALLEN-BRADLEY
A ROCKWELL INTERNATIONAL COMPANY

With offices in major cities worldwide