

872C WorldProx™ 2-Wire DC

Plastic Face/Threaded Nickel-Plated Brass Barrel



872C DC Cable Style
12, 18, 30mm
page 2-59



872C DC Micro
Quick-Disconnect Style
12, 18, 30mm
page 2-59



Features

- 2-wire operation
- 2-conductor or 4-pin connection
- 10–30V DC
- Normally open or normally closed output
- Reverse polarity, short circuit, overload, false pulse, and transient noise protection
- UL listed, c–UL listed, and CE marked for all applicable directives

Specifications

Load Current	≤100mA
Minimum Load Current	5mA
Leakage Current	≤0.9mA
Operating Voltage	10–30V DC
Voltage Drop	≤6V
Repeatability	≤2%
Hysteresis	10% typical
Reverse Polarity Protection	Incorporated
Transient Noise Protection	Incorporated
Short Circuit Protection	Incorporated
Overload Protection	Incorporated
False Pulse Protection	Incorporated
Approvals	UL listed, c–UL certified for Canada, and CE marked for all applicable directives
Enclosure	NEMA 1, 2, 3, 4, 6P, 12, 13 IP67 (IEC529) Nickel-plated brass barrel, plastic face (PBT)
Connections	Cable: 2m (6.5ft) length, 4.4mm (0.175in) diameter, 2-conductor #26AWG PVC Quick-Disconnect: 4-pin micro style
LED	Red: Output energized, 360° visibility
Operating Temperature	–25°C to +70°C (–13°F to +158°F)
Shock	30g, 11ms
Vibration	55Hz, 1mm amplitude, 3 planes

Correction Factors

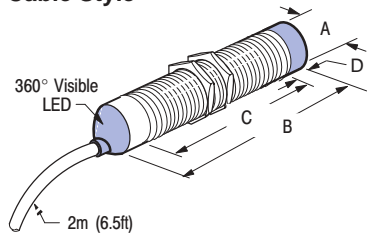
Target Material	Correction Factor
Steel	1.0
Stainless Steel	0.7–0.8
Brass	0.4–0.5
Aluminum	0.3–0.4
Copper	0.2–0.3

Product Selection

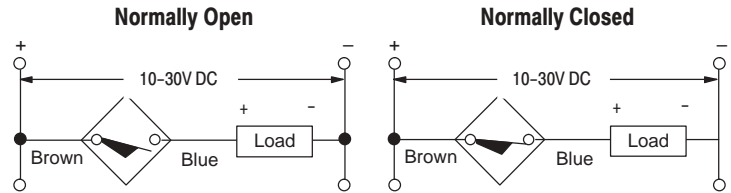
Barrel Diameter	Nominal Sensing Distance mm (inches)	Shielded	Output Configuration	Switching Frequency (Hz)	Catalog Number	
					Cable Style	Micro QD Style
12mm	3 (0.12)	Y	N.O.	2000	872C-D3NE12-A2	872C-D3NE12-D4
			N.C.		872C-D3CE12-A2	872C-D3CE12-D4
	N	N.O.	872C-D4NE12-A2		872C-D4NE12-D4	
		N.C.	872C-D4CE12-A2		872C-D4CE12-D4	
18mm	5 (0.20)	Y	N.O.	1000	872C-D5NE18-A2	872C-D5NE18-D4
			N.C.		872C-D5CE18-A2	872C-D5CE18-D4
	N	N.O.	872C-D8NE18-A2		872C-D8NE18-D4	
		N.C.	872C-D8CE18-A2		872C-D8CE18-D4	
30mm	10 (0.39)	Y	N.O.	500	872C-D10NE30-A2	872C-D10NE30-D4
			N.C.		872C-D10CE30-A2	872C-D10CE30-D4
	N	N.O.	872C-D15NE30-A2		872C-D15NE30-D4	
		N.C.	872C-D15CE30-A2		872C-D15CE30-D4	
Recommended Standard QD Cordset (-2 = 2m (6.5ft))						889D-F4AC-2

Dimensions—mm (inches)

Cable Style



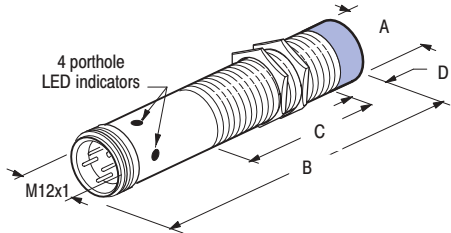
Wiring Diagrams



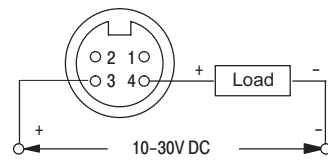
Note: Load can be switched to brown wire.

Thread Size	Shielded	mm (inches)			
		A	B (max)	C (min)	D (max)
M12 X 1	Y	12 (0.47)	50.8 (2.00)	46.7 (1.84)	—
	N		58.7 (2.31)		7.9 (0.31)
M18 X 1	Y	18 (0.71)	50.8 (2.00)		12.2 (0.48)
	N		63.0 (2.48)		
M30 X 1.5	Y	30 (1.18)	50.8 (2.00)	—	
	N		63.0 (2.48)	12.2 (0.48)	

Micro Quick-Disconnect Style



Normally Open or Normally Closed



Note: Load can be switched to pin 3.

Thread Size	Shielded	mm (inches)			
		A	B (max)	C (min)	D (max)
M12 X 1	Y	12.0 (0.47)	65.0 (2.56)	38.1 (1.50)	—
	N		72.4 (2.85)		7.9 (0.31)
M18 X 1	Y	18.0 (0.71)	65.0 (2.56)		12.2 (0.48)
	N		76.5 (3.01)		
M30 X 1.5	Y	30.0 (1.18)	65.0 (2.56)	46.7 (1.84)	—
	N		76.5 (3.01)		12.2 (0.48)