

871C 3-Wire DC Extended Temperature

Plastic Face/Threaded Nickel-Plated Brass Barrel



871C DC Cable Style
12, 18, 30mm
page 2-82



871C DC Micro
Quick-Disconnect Style
12, 18, 30mm
page 2-82

**Specifications**

Load Current	1-200mA
Leakage Current	≤10μA
Operating Voltage	10-30V DC
Voltage Drop	≤2.4V
Repeatability	≤10%
Hysteresis	≤15% typical
False Pulse Protection	Incorporated
Transient Noise Protection	Incorporated
Reverse Polarity Protection	Incorporated
Short Circuit Protection	Incorporated
Overload Protection	Incorporated
Approvals	CE marked for all applicable directives
Enclosure	NEMA 1, 2, 3, 4, 12, 13, IP67 (IEC 529) Nickel-plated brass barrel
Connections	Cable: 2m (6.5ft) length 3-conductor PUR Quick-Disconnect: 4-pin micro style
LED	Orange: Output Energized
Operating Temperature	-40°C to +100°C (-40°F to +212°F)
Shock	30g, 11ms
Vibration	55Hz, 1mm amplitude, 3 planes

Description

Bulletin 871C inductive proximity sensors are self-contained, solid state devices designed for most industrial applications where it is required to sense the presence of metal objects without touching them. These special extended temperature models are ideal for industrial environments where temperatures can reach as high as 212°F (100°C) or as low as -40°F (-40°C). They are available for current source (PNP) operation with a normally open output.

Each switch has a plastic face and a nickel-plated brass housing which meet NEMA 1, 2, 3, 4, 12, 13 and IP67 (IEC 529) enclosure standards. The electronic circuitry is potted for protection against shock, vibration, and contamination.

These sensors are available in 12, 18, and 30mm diameters. Connection options include: 2m (6.5ft) PUR cable or micro quick-disconnect (4 pin, 1 keyway).

Features

- 3-wire operation
- 3-conductor or 4-pin connection
- 10-30V DC
- Extended temperature range
- Normally open output
- Short circuit, false pulse, reverse polarity, overload and transient noise protection
- CE marked for all applicable directives

Correction Factors

Target Material	Correction Factor
Steel	1.0
Stainless Steel	0.9
Brass	0.5
Aluminum	0.45
Copper	0.4

Allen-Bradley

871C 3-Wire DC Extended Temperature

Plastic Face/Threaded Nickel-Plated Brass Barrel

Product Selection

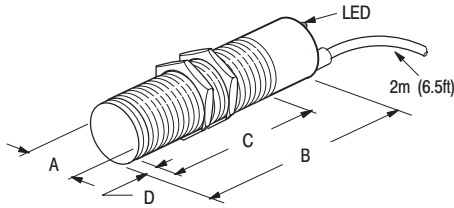
Barrel Diameter	Nominal Sensing Distance mm (inches)	Shielded	Output Configuration		Switching Frequency (Hz)	Catalog Number		
						Cable Style	Micro QD Style	
12mm	2 (0.08)	Y	N.O.	PNP	2000	871C-DT2NP12-U2	871C-DT2NP12-D4	
	4 (0.16)	N				871C-DT4NP12-U2	871C-DT4NP12-D4	
18mm	5 (0.20)	Y	N.O.	PNP	1000	871C-DT5NP18-U2	871C-DT5NP18-D4	
	8 (0.31)	N				871C-DT8NP18-U2	871C-DT8NP18-D4	
30mm	10 (0.39)	Y	N.O.	PNP	500	871C-DT10NP30-U2	871C-DT10NP30-D4	
	15 (0.59)	N				871C-DT15NP30-U2	871C-DT15NP30-D4	
Recommended Standard QD Cordset (-2 = 2m (6.5ft))							889D-F4AC-2	

QD Cordsets and Accessories

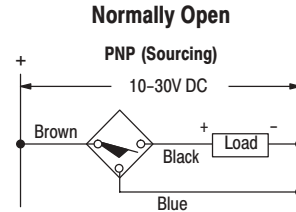
Description	Page Number
Other Cordsets Available	7-41
Terminal Chambers	7-20
Mounting Brackets	2-186 - 2-190
End Caps	2-196
Mounting Nuts	2-197 - 2-198

Dimensions—mm (inches)

Cable Style

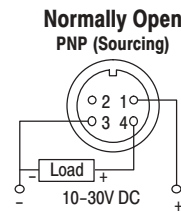
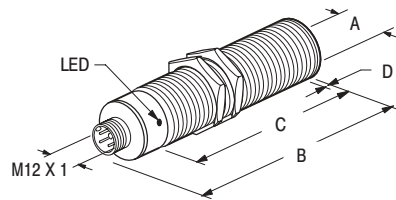


Wiring Diagram



Thread Size	Shielded	mm (inches)			
		A	B	C	D
M12 X 1	Y	12.0 (0.47)	40.0 (1.57)	40.0 (1.57)	—
	N			34.0 (1.34)	6.0 (0.24)
M18 X 1	Y	18.0 (0.71)		40.0 (1.57)	—
	N			32.0 (1.26)	8.0 (0.31)
M30 X 1.5	Y	30.0 (1.18)		40.0 (1.57)	—
	N			28.0 (1.12)	12.0 (0.47)

Micro QD Style



Thread Size	Shielded	mm (inches)			
		A	B	C	D
M12 X 1	Y	12.0 (0.47)	60.0 (2.36)	40.0 (1.57)	—
	N			34.0 (1.34)	6.0 (0.24)
M18 X 1	Y	18.0 (0.71)		40.0 (1.57)	—
	N			32.0 (1.26)	8.0 (0.31)
M30 X 1.5	Y	30.0 (1.18)		40.0 (1.57)	—
	N			28.0 (1.10)	12.0 (0.47)