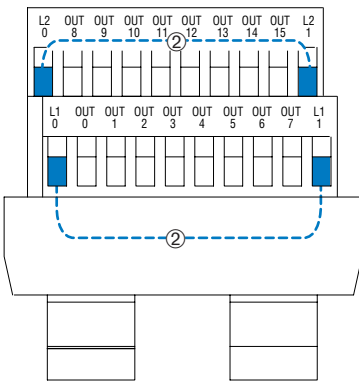
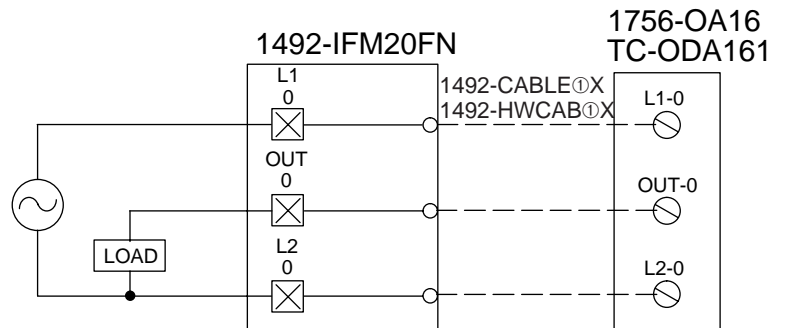


1756-OA16, TC-ODA161

1492-IFM20FN





- ① Cables are available in 0.5m, 1.0m, 2.5m and 5.0m standard lengths (005=0.5m, 010=1.0m, 025=2.5m, 050=5.0m). Custom length cables are also available.
- ② For operation from a single power source, connect all L1 terminals together and connect all L2 terminals together.

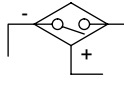


Allen-Bradley Replacements

1492 Wiring Diagram Symbology Reference List

 = Required Fieldside Jumper (solid jumper)

 = Optional Fieldside Jumper [Refer to Application Footnotes.] (dashed jumper)

 = Three-wire Sinking Input Device

 = Three-wire Sourcing Input Device

 = AC Supply

 = DC Supply

 = Input Device

 = Output Device


 = Fuse with Blown Fuse Indicator

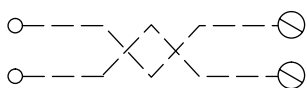
 = Three-wire AC Input Device

 = Fieldside Terminal

 = I/O Module Connection

 = LED Indicator

 = 1492 Pre-wired Cable

 = 1492 Pre-wired Shielded Cable

Note: Labels for SLC all shown in decimal - octal also available.