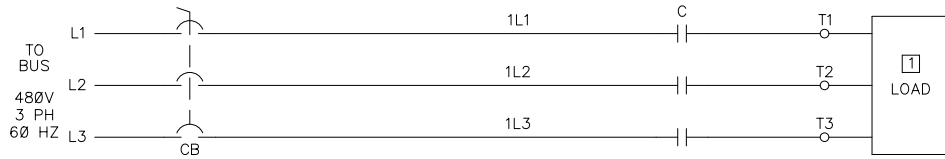
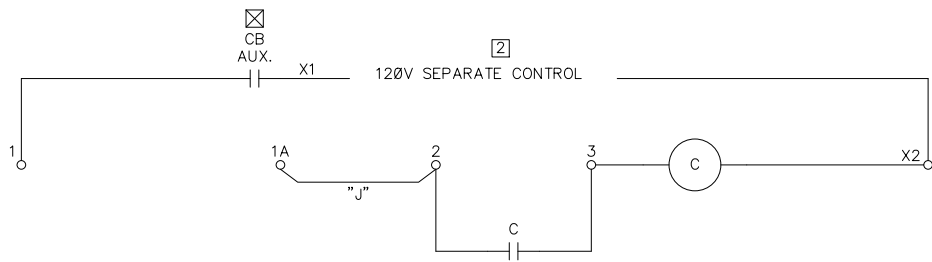


A



B

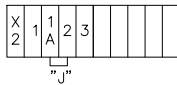
C



D

E

F



THE CIRCUIT IS TYPICAL OF A SIZE 1 BUL 2103L FVLC CONTACTOR WITH 120 VOLT SEPARATE CONTROL OPTIONS:

- 1 N.O. AUXILIARY CONTACT ON THE CIRCUIT BREAKER

A COMPLETE AND ACCURATE REPRESENTATION OF THE CIRCUIT DEPENDS ON THE SIZE AND OPTIONS ORDERED.

NOTES

[1] REMOTE DEVICE

[] ADDITIONAL CONTROL CIRCUIT OVERCURRENT PROTECTION MAY BE REQUIRED WHEN THE CONTROL CIRCUIT CONDUCTORS EXTEND BEYOND THE ENCLOSURE. REFER TO NATIONAL ELECTRICAL CODE.

[X] THIS IS AN EXTERNAL CIRCUIT BREAKER AUXILIARY AND SHOULD NOT BE USED FOR BREAKER TRIP INDICATION.

References		BUL. 2103L 30-60 AMP		
Revision		TYPE B		
Release	Dimensions Apply Before Surface Treatment			
1 06/15/01	Dimensions in Inches Tolerances Unless Otherwise Specified			
	2 Place Decimal ± .02	Dr.	Date	Sheet 1 Of 1
	3 Place Decimal ± .005	Chkd.	Date	Dwg Size C
Refer. Book	Angles ± 1	Appd.	Date	2103LWB002

