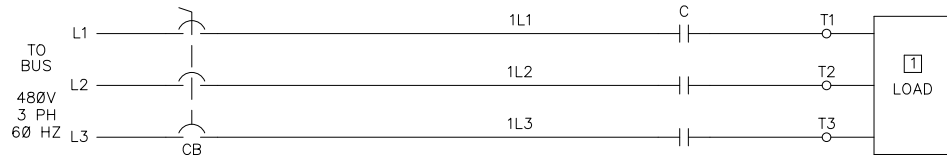
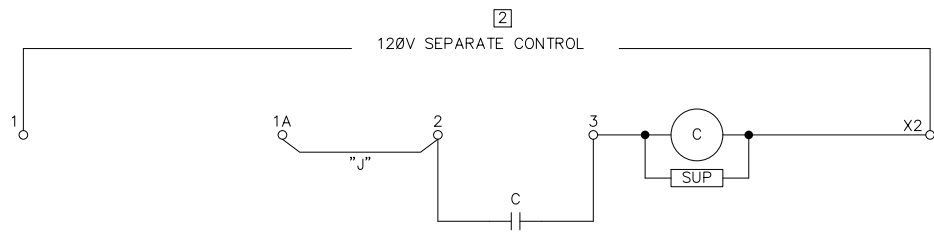


A



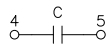
B

C

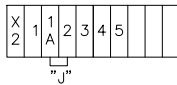


D

E



F



G

THE CIRCUIT IS TYPICAL OF A SIZE 1 BUL 2103 FVLC CONTACTOR WITH 120 VOLT SEPARATE CONTROL
 OPTIONS:

- 1 N.O. AUXILIARY CONTACT ON THE CONTACTOR
- 1 SURGE SUPPRESSOR ON THE CONTACTOR COIL

A COMPLETE AND ACCURATE REPRESENTATION OF THE CIRCUIT DEPENDS ON THE SIZE AND OPTIONS ORDERED.

NOTES

[1] REMOTE DEVICE

[2] ADDITIONAL CONTROL CIRCUIT OVERCURRENT PROTECTION MAY BE REQUIRED WHEN THE CONTROL CIRCUIT CONDUCTORS EXTEND BEYOND THE ENCLOSURE. REFER TO NATIONAL ELECTRICAL CODE.

H

References		BUL. 2103L 30-60 AMP		
Revision		TYPE B		
1	06/15/01	Dimensions Apply Before Surface Treatment	Dr.	Date
		Dimensions in Inches Tolerances Unless Otherwise Specified	Chkd.	Date
		2 Place Decimal ± .02	Appd.	Date
		3 Place Decimal ± .005		
		Angles ± 1		
Refer. Book				

Sheet 1 Of 1
 Dwg Size C
 2103LWB004

