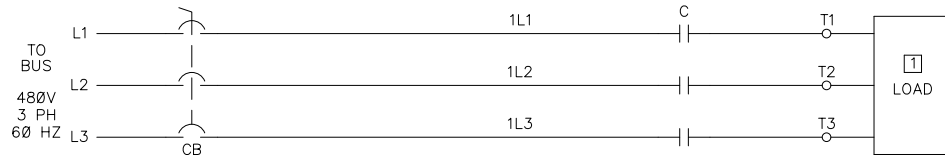
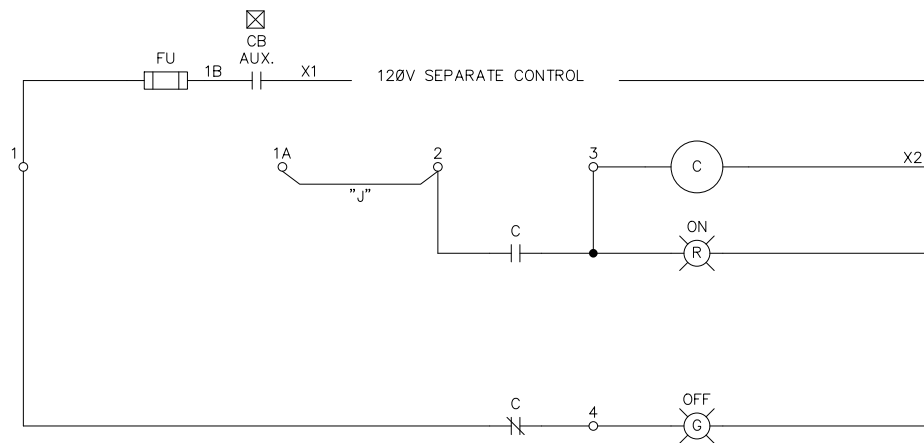


A



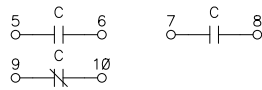
B

C

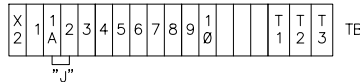


D

E



F



G

THE CIRCUIT IS TYPICAL OF A SIZE 1 BUL 2103L FVLC CONTACTOR WITH 120 VOLT SEPARATE CONTROL
 OPTIONS:

- 1 CONTROL CIRCUIT FUSE
- 2 N.O. AUXILIARY CONTACTS ON THE CONTACTOR
- 2 N.C. AUXILIARY CONTACTS ON THE CONTACTOR
- 1 N.O. AUXILIARY CONTACT ON THE CIRCUIT BREAKER
- 1 'ON' PILOT LIGHT (RED)
- 1 'OFF' PILOT LIGHT (GREEN)

NOTES

A COMPLETE AND ACCURATE REPRESENTATION OF THE CIRCUIT DEPENDS ON THE SIZE AND OPTIONS ORDERED.

- 1 REMOTE DEVICE
- ☒

THIS IS AN EXTERNAL CIRCUIT BREAKER AUXILIARY AND SHOULD NOT BE USED FOR BREAKER TRIP INDICATION.

References		BUL. 2103L 30-60 AMP		
Revision		TYPE B		
1	06/15/01	Release	Dimensions Apply Before Surface Treatment	Sheet 1 Of 1 Dwg Size C 2103LWB005
		2 Place Decimal ± .02	Dimensions in Inches Tolerances Unless Otherwise Specified	
		3 Place Decimal ± .005	Dr. Date	
		Angles ± 1	Chkd. Date	
Refer. Book			Appd. Date	

