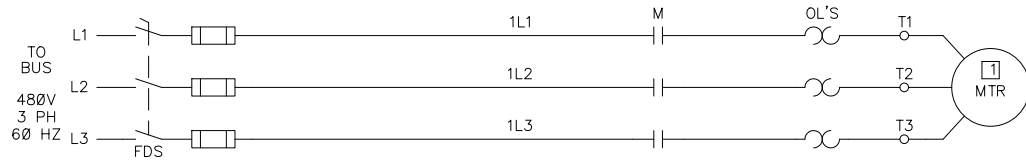
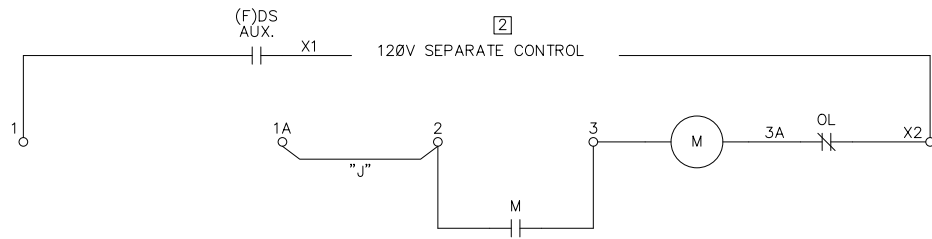


A



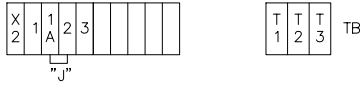
B

C



D

E



F

THE CIRCUIT IS TYPICAL OF A SIZE 1 BUL 2112 FVNR STARTER WITH 120 VOLT SEPARATE CONTROL OPTIONS:  
 - 1 N.O. AUXILIARY CONTACT ON THE DISCONNECT

A COMPLETE AND ACCURATE REPRESENTATION OF THE CIRCUIT DEPENDS ON THE SIZE AND OPTIONS ORDERED.

G

NOTES

- 1 REMOTE DEVICE
- 2 ADDITIONAL CONTROL CIRCUIT OVERCURRENT PROTECTION MAY BE REQUIRED WHEN THE CONTROL CIRCUIT CONDUCTORS EXTEND BEYOND THE ENCLOSURE. REFER TO NATIONAL ELECTRICAL CODE.

H

References		Bul 2112 FVNR		
Revision		Dimensions Apply Before Surface Treatment		
Release	Dimensions in Inches Tolerances Unless Otherwise Specified			
1	06/15/01	2 Place Decimal ±.02		
		3 Place Decimal ±.005		
		Angles ±1		
Refer. Book		Dr.	Date	Sheet 1 Of 1
		Chkd.	Date	Dwg Size C
		Appd.	Date	2112WB003