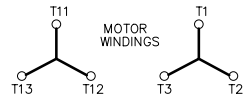
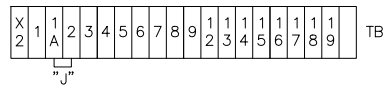
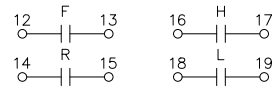


NOTES

- ☐ REMOTE DEVICE
-



SPEED	LINES			OPEN		
	L1	L2	L3	T11	T12	T13
LOW FOR.	T1	T2	T3	T11	T12	T13
HIGH FOR.	T11	T12	T13	T1	T2	T3
LOW REV.	T3	T2	T1	T11	T12	T13



T1
T2
T3
T11
T12
T13

THE CIRCUIT IS TYPICAL OF A SIZE 1-2 BUL 2126J TSR2W STARTER WITH 120 VOLT SEPARATE CONTROL OPTIONS:

- 1 CONTROL CIRCUIT FUSE
- 1 SURGE SUPPRESSOR ON EACH STARTER COIL
- 1 N.O. AUXILIARY CONTACT ON EACH STARTER
- 1 N.O. AUXILIARY CONTACT ON THE DISCONNECT SWITCH

A COMPLETE AND ACCURATE REPRESENTATION OF THE CIRCUIT DEPENDS ON THE SIZE AND OPTIONS ORDERED.

References		BUL. 2126J SIZE 1-2		 Rockwell Automation
Revision		TYPE B		
Release	Dimensions Apply Before Surface Treatment	Tolerances Unless Otherwise Specified		Dr. _____ Date _____ Chkd. _____ Date _____ Appd. _____ Date _____
1 09/05/01	2 Place Decimal ±.02	3 Place Decimal ±.005		
	Angles ±1			
Refer. Book				Sheet 1 Of 1 Dwg Size C 2126JWB003

