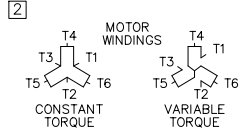


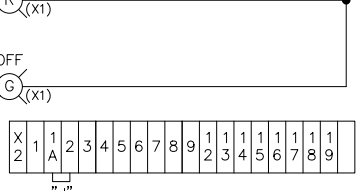
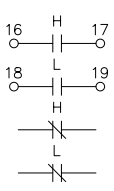
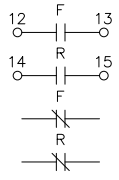
NOTES

1 REMOTE DEVICE



SYNOPSIS OF MOTOR CONNECTIONS							
SPEED	LINES			OPEN	TOGETHER		
	L1	L2	L3		T1	T2	T3
LOW FOR.	T1	T2	T3	T4	T5	T6	NONE
HIGH FOR.	T6	T4	T5	NONE	T1	T2	T3
LOW REV.	T3	T2	T1	T4	T5	T6	NONE

INTERNAL CB DEVICES SUPPLIED WITH UNMOUNTED CONNECTION BLOCKS.



THE CIRCUIT IS TYPICAL OF A SIZE 1-2 BUL 2127K TSRIW STARTER WITH TRANSFORMER CONTROL OPTIONS:

- A 480/120V CONTROL TRANSFORMER WITH PRIMARY FUSES
- 1 'HIGH' PILOT LIGHT (RED)
- 1 'LOW' PILOT LIGHT (RED)
- 1 'FORWARD' PILOT LIGHT (RED)
- 1 'REVERSE' PILOT LIGHT (RED)
- 1 'OFF' PILOT LIGHT (GREEN)
- 1 SMP-1 SOLID STATE OVERLOAD ON HIGH-LOW STARTERS
- 2 N.O. AUXILIARY CONTACTS ON EACH STARTER
- 2 N.C. AUXILIARY CONTACTS ON EACH STARTER
- 1 N.O. AUXILIARY CONTACT IN THE CIRCUIT BREAKER

A COMPLETE AND ACCURATE REPRESENTATION OF THE CIRCUIT DEPENDS ON THE SIZE AND OPTIONS ORDERED.

References		BUL. 2127K SIZE 1-2		 Rockwell Automation
Revision		TYPE B		
Release	Dimensions Apply Before Surface Treatment	Tolerances Unless Otherwise Specified		Dr. _____ Date _____ Chkd. _____ Date _____ Appd. _____ Date _____
1 09/05/01	2 Place Decimal ±.02	3 Place Decimal ±.005		
	Angles ±1			
Refer. Book				Sheet 1 Of 1 Dwg Size C 2127KWBO12