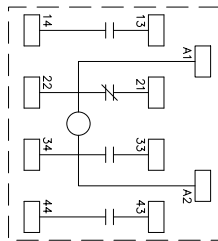

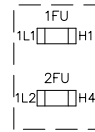
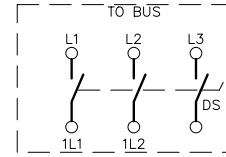
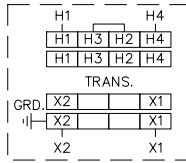


1 | 2 | 3 | 4 | 5 | 6 | 7 | 8

CONNECT BETWEEN SIMILARLY MARKED TERMINALS



THIS LAYOUT IS TYPICAL OF A BUL 2182J PLC UNIT WITH ONE SLC 500 7-SLOT CHASSIS.

IT CONTAINS:

- A DISCONNECT SWITCH
- A CONTROL CIRCUIT TRANSFORMER WITH PRIMARY FUSES
- 1 2.0A POWER SUPPLY
- 1 UNWIRED CONTROL RELAY

References			BUL. 2182J		
Revision	Dimensions Apply Before Surface Treatment				
Release	Dimensions in Inches Tolerances Unless Otherwise Specified				
1 08/28/01	2 Place Decimal ± .02				
	3 Place Decimal ± .005	Dr.	Date	Sheet 1 Of 1	
	Angles ± 1	Chkd.	Date	Dwg Size C	
Refer. Book		Appd.	Date	2182JWB002	

Allen-Bradley Rockwell Automation