



# MobileView Mounting Bracket

(Catalog Number 2727-MRMB1)

## **Inside . . .**

English .....	1
Français .....	3
Deutsch .....	5
Espagnol .....	7
Italiano .....	9
Português .....	11





# MobileView Mounting Bracket

(Catalog Number 2727-MRMB1)

*English*

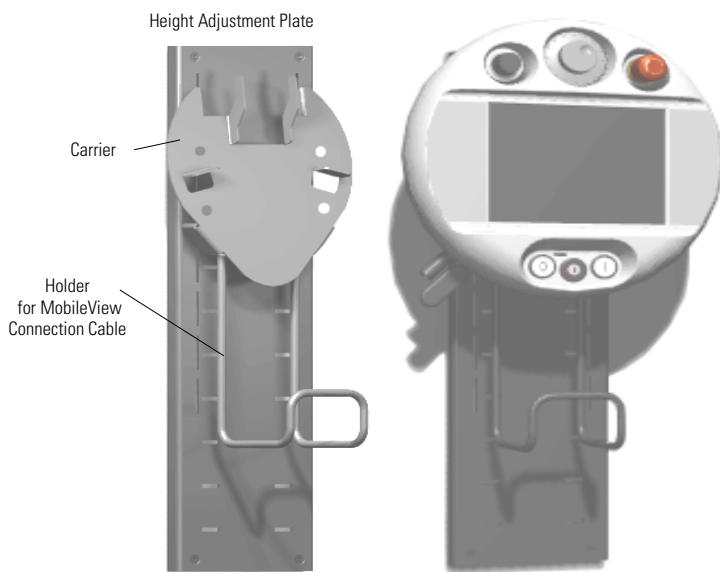
## Description

The MobileView Mounting Bracket is an accessory for:

- MobileView Machine Terminal MT750
- MobileView Guard G750

The mounting bracket is used for stationary operation or storage of the terminal.

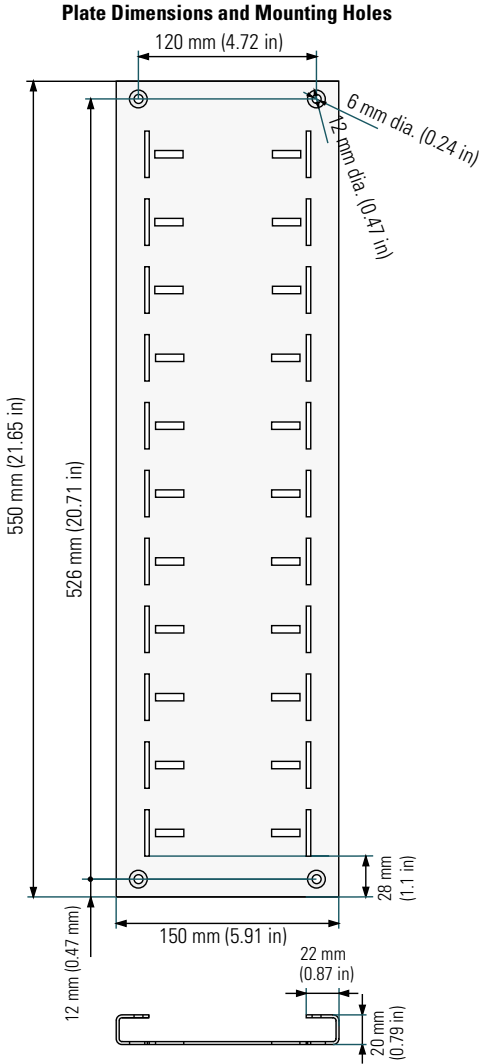
The following illustration shows the bracket with and without the terminal.



The carrier is adjustable in 8 positions over a height of 320 mm (12.6 in). It is important to attach the carrier at all 4 points on the height adjustment plate. Mount the cable holder on the carrier using the screws delivered with the bracket.

## Height Adjustment Plate

Use flat head screws (not shipped with product) that are suitable for the surface material you are attaching the plate to.





# Support de fixation MobileView

(référence 2727-MRMB1)

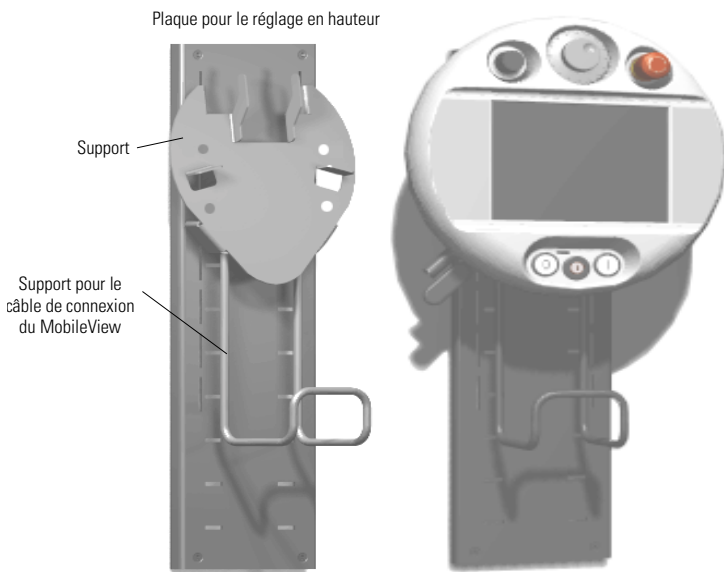
*Français*

## Description

Le support de fixation MobileView est un accessoire pour terminal :

- MobileView MT750 ;
- MobileView Guard G750.

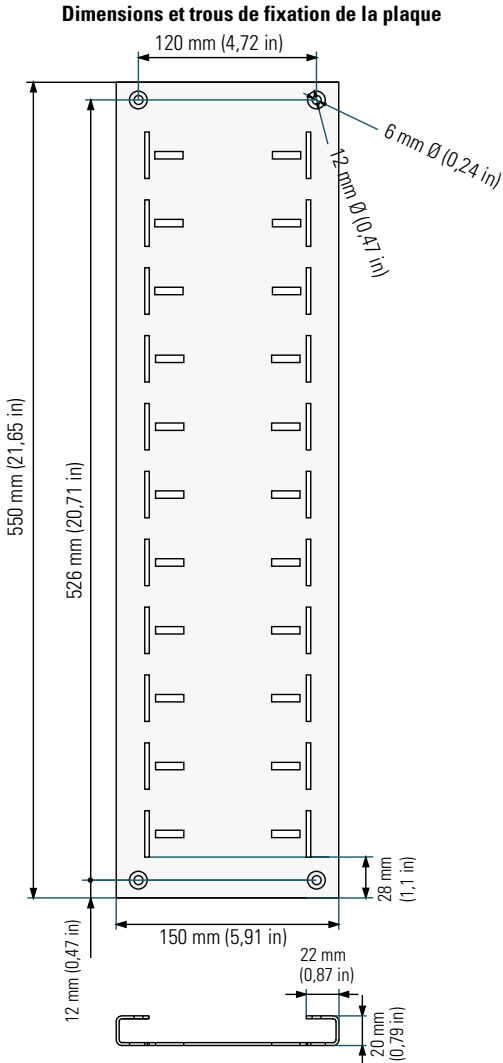
Ce support de fixation permet l'utilisation fixe ou le rangement du terminal. Les illustrations ci-dessous montrent le support avec et sans le terminal.



Le support présente 8 positions de réglage sur une hauteur de 320 mm (12,6 in). Il est important de fixer le support du terminal par ses 4 points sur la plaque de réglage de la hauteur. Montez le porte-câble sur le support à l'aide des vis fournies avec le support.

## Plaque pour le réglage en hauteur

Utilisez des vis à tête plate (non fournies) adaptées à la surface sur laquelle vous fixez la plaque.



## MobileView-Montagehalterung

(Bestell-Nr. 2727-MRMB1)

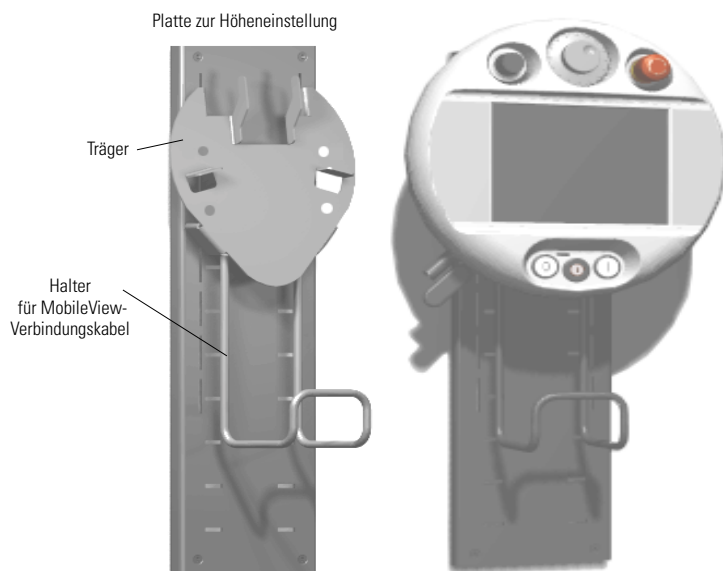
Deutsch

### Beschreibung

Die MobileView-Montagehalterung ist ein Zubehörteil für:

- MobileView Machine Terminal MT750
- MobileView Guard G750

Die Montagehalterung wird für den stationären Betrieb oder die Lagerung des Terminals verwendet. Die folgende Abbildung zeigt die Montagehalterung mit und ohne Terminal.

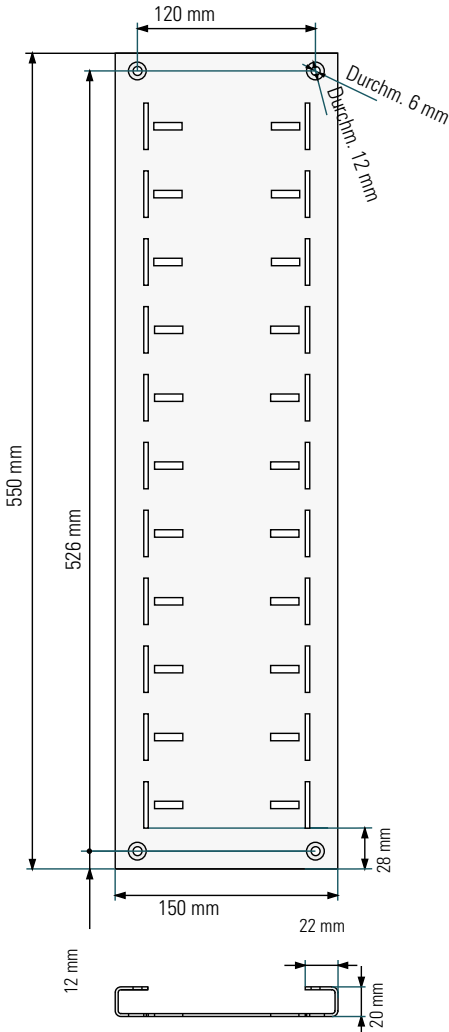


Der Träger kann über eine Höhe von 320 mm 8 verschiedene Positionen einnehmen. Der Träger muss an allen vier Punkten der Platte zur Höheneinstellung befestigt werden. Installieren Sie den Kabelhalter mit Hilfe der mit der Halterung gelieferten Schrauben am Träger.

## Platte zur Höheneinstellung

Verwenden Sie Senkkopfschrauben (nicht im Lieferumfang des Produkts enthalten), die sich für das Oberflächenmaterial eignen, an dem Sie die Platte befestigen.

Maße und Befestigungsbohrungen der Platte







# Soporte de montaje MobileView

(Número de catálogo 2727-MRMB1)

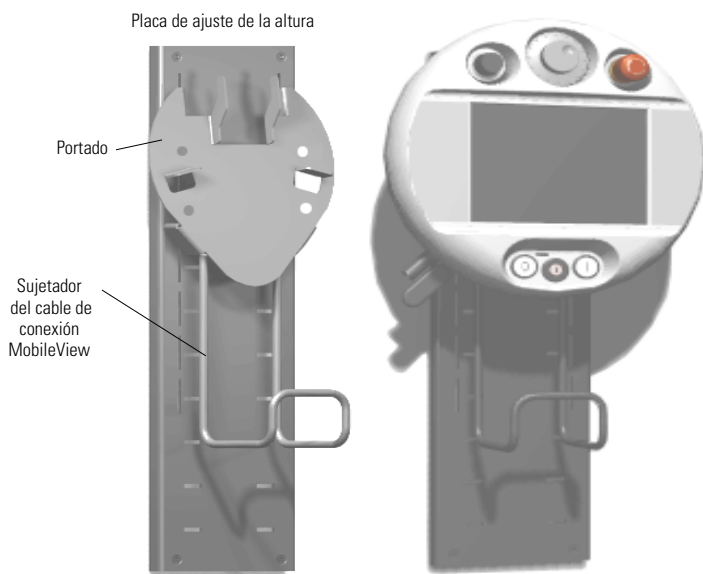
*Español*

## Descripción

El soporte de montaje MobileView es un accesorio para los dispositivos:

- Terminal MobileView Machine MT750
- MobileView Guard G750

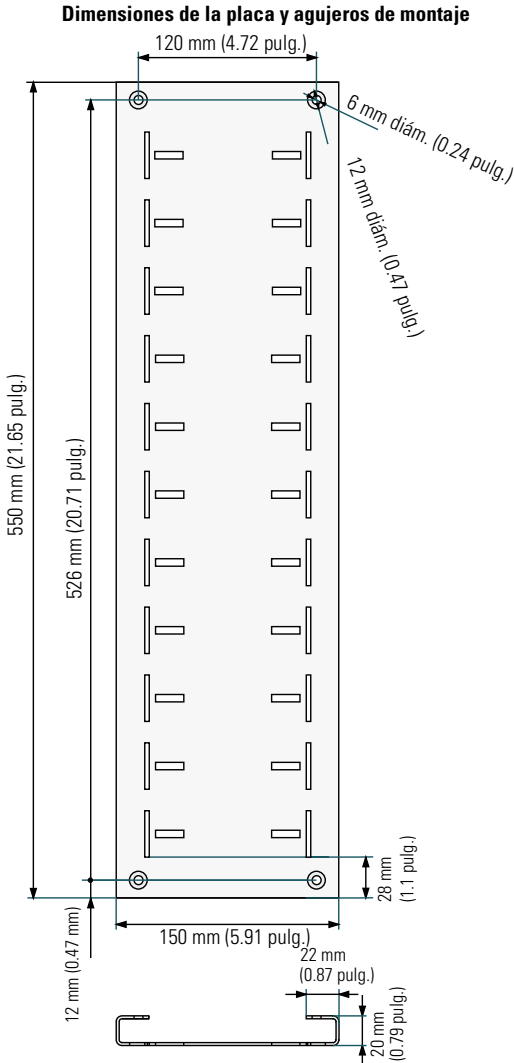
El soporte de montaje se usa para operación estacionaria o para almacenamiento del terminal. La siguiente ilustración muestra el soporte con y sin el terminal.



El portador se puede ajustar en 8 posiciones a una altura de hasta 320 mm (12.6 pulg.). Es importante acoplar el portador a los 4 puntos en la placa de ajuste de la altura. Monte el sujetador del cable en el portador usando los tornillos suministrados con el soporte.

## Placa de ajuste de la altura

Use tornillos de cabeza plana (no suministrados con el producto) apropiados para el material de la superficie a la cual va a acoplar la placa.





# Supporto per il montaggio del MobileView

(Numero di Catalogo 2727-MRMB1)

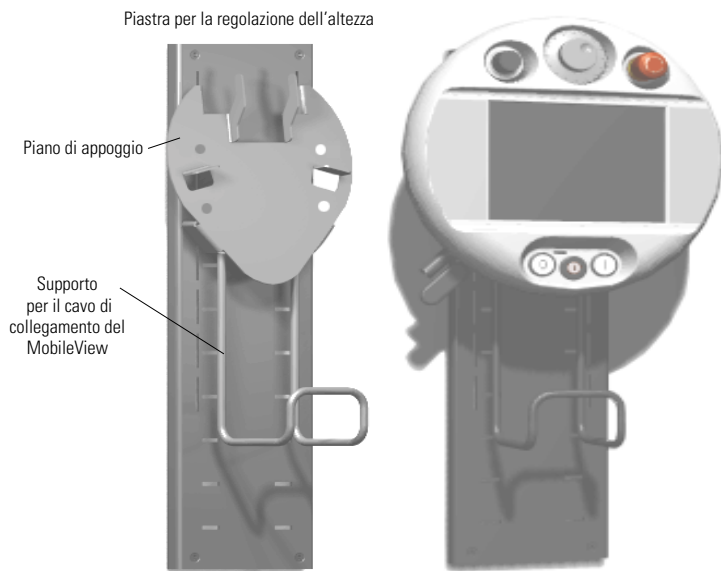
*Italiano*

## Descrizione

Il supporto per il montaggio del MobileView è un accessorio di:

- Terminale Macchina MobileView MT750
- MobileView Guard G750

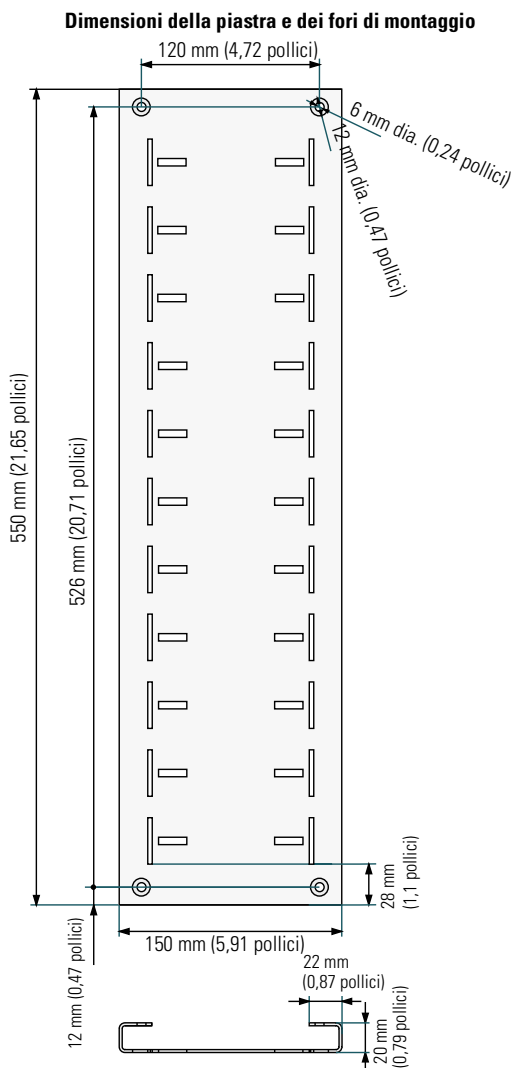
Il supporto di montaggio è utilizzato per il funzionamento da fermo o per il posizionamento del terminale. L'illustrazione seguente mostra il supporto con e senza il terminale.



Il piano di appoggio è regolabile su 8 posizioni lungo un'altezza di 320 mm (12,6 pollici). È importante fissare il piano di appoggio a tutti e quattro i punti sulla piastra di regolazione dell'altezza. Montare il supporto del cavo sul piano di appoggio utilizzando le viti spedite con il supporto di montaggio.

## Piastra di regolazione dell'altezza

Utilizzare viti a testa piatta (non comprese nell'ordine) adatte al materiale a cui si sta fissando la piastra.





# Suporte de Montagem do MobileView

(Cód. Cat. 2727-MRMB1)

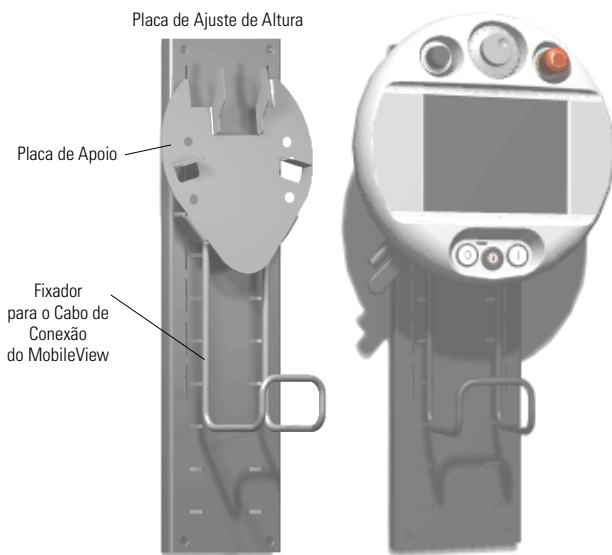
Português

## Descrição

O Suporte de Montagem do MobileView é um acessório para o:

- MobileView Machine Terminal MT750
- MobileView Guard G750

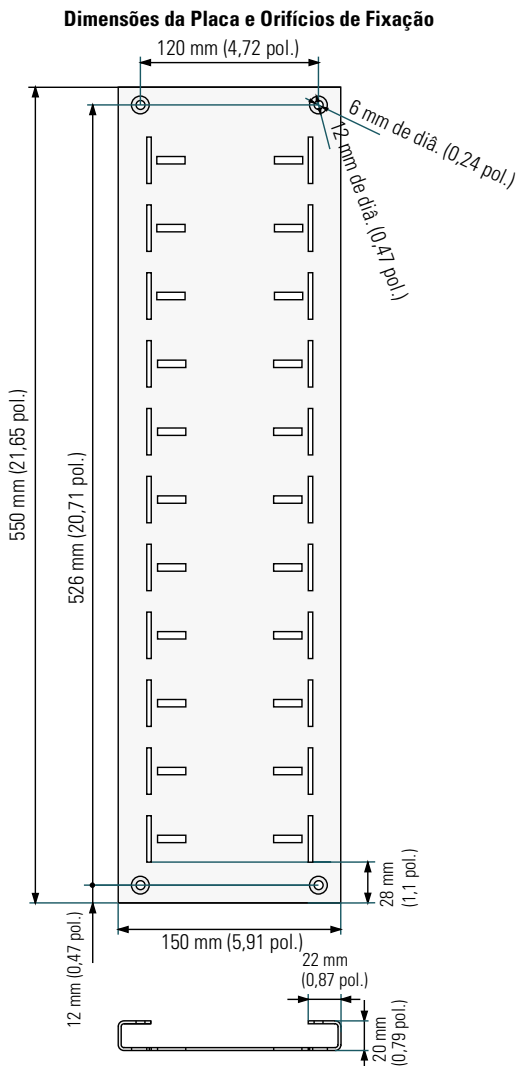
O suporte de montagem é usado para operação fixa ou armazenamento do terminal. A ilustração a seguir mostra o suporte com e sem o terminal.



A placa de apoio é ajustável em 8 posições com uma altura de até 320 mm (12,6 pol.). É importante fixar a placa de apoio nos 4 pontos da placa de ajuste da altura. Monte o fixador do cabo na placa de apoio com o uso de parafusos que acompanham o suporte.

## Placa de Ajuste da Altura

Use parafusos de cabeça chata (não enviados com o produto) apropriados para o material da superfície em que a placa for fixada.





[www.rockwellautomation.com](http://www.rockwellautomation.com)

**Corporate Headquarters**

Rockwell Automation, 777 East Wisconsin Avenue, Suite 1400, Milwaukee, WI, 53202-5302 USA, Tel: (1) 414.212.5200, Fax: (1) 414.212.5201

**Headquarters for Allen-Bradley Products, Rockwell Software Products and Global Manufacturing Solutions**

Americas: Rockwell Automation, 1201 South Second Street, Milwaukee, WI 53204-2496 USA, Tel: (1) 414.382.2000, Fax: (1) 414.382.4444

Europe: Rockwell Automation SA/NV, Vorstlaan/Boulevard du Souverain 36-BP 3A/B, 1170 Brussels, Belgium, Tel: (32) 2 663 0600, Fax: (32) 2 663 0640

Asia Pacific: Rockwell Automation, 27/F Citicorp Centre, 18 Whitfield Road, Causeway Bay, Hong Kong, Tel: (852) 2887 4788, Fax: (852) 2508 1846

**Headquarters for Dodge and Reliance Electric Products**

Americas: Rockwell Automation, 6040 Ponders Court, Greenville, SC 29615-4617 USA, Tel: (1) 864.297.4900, Fax: (1) 864.281.2433

Europe: Rockwell Automation, Brühlstraße 22, D-74834 Elztal-Dallau, Germany, Tel: (49) 6261 9410, Fax: (49) 6261 17741

Asia Pacific: Rockwell Automation, 55 Newton Road, #11-01/02 Revenue House, Singapore 307987, Tel: (65) 351 6723, Fax: (65) 355 1733

Publication 2727-IN002B-MU-P - February 2002

41061-236-01(2)

Supersedes Publication 2727-IN002A-EN-P - September 2001

Copyright © 2002 Rockwell Automation. All rights reserved. Printed in the U.S.A.