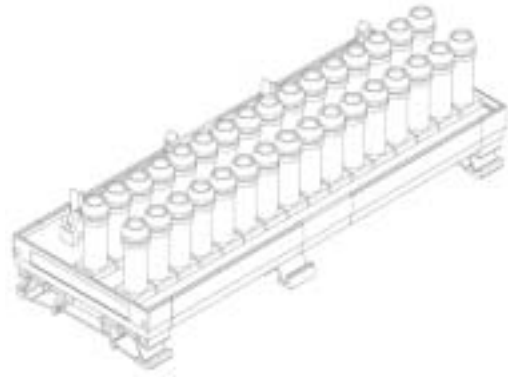


Modules for Input/Output Connections

1667-X32F PanelConnect Fuse Module



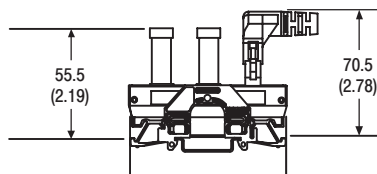
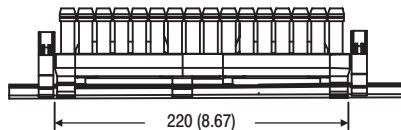
Specifications

Option Module Connector	Number pins	40
	Style	Male
Degree of Protection	IP20	
Voltage Rating	10–265V AC/DC	
Maximum Peak Voltage ~	600V _p	
Maximum Current (per Circuit)	2A	
Maximum Current (per Module)	12A	
Operating Temperature Range	0°C to +60°C (32°F to +140°F); Noncondensing	
Certifications	<ul style="list-style-type: none"> cURus Recognized (File E113724 Guide NRAQ2) CE 	

ⓘ Transient voltage greater than 600V_p use a UL Recognized suppression device rated at 2.5 kV withstand.

Dimensions—mm (inches)

32-Point PanelConnect Fuse Module



Connector Pin Reference I/O In ●	Field Side Connector ☒	Connector Pin Reference I/O Out ●	Field Side Connector ☒
1	1	21	21
2	2	22	22
3	3	23	23
4	4	24	24
5	5	25	25
6	6	26	26
7	7	27	27
8	8	28	28
9	9	29	29
10	10	30	30
11	11	31	31
12	12	32	32
13	13	33	33
14	14	34	34
15	15	35	35
16	16	36	36
17	17	37	37
18	18	38	38
19	19	39	39
20	20	40	40

Application Notes

- Compatibility** — To ensure proper operation with the I/O module, do not exceed the voltage and current ratings of the fuse and PanelConnect Module.